NIT NO. TCIL/CIVIL/PD(NE)/ EMRS-KHAWBUNG/2024-25/02 DATED: 03.07.2024

"Construction of Eklavya Model Residential School (EMRS) at Block – KHAWBUNG, District – Champhai in the State of MIZORAM"

Tender Documents

VOLUME-V

DRAWING & DESIGNS

Telecommunications Consultants India Limited
TCIL Bhawan , Greater Kailash-1,
New Delhi -110048

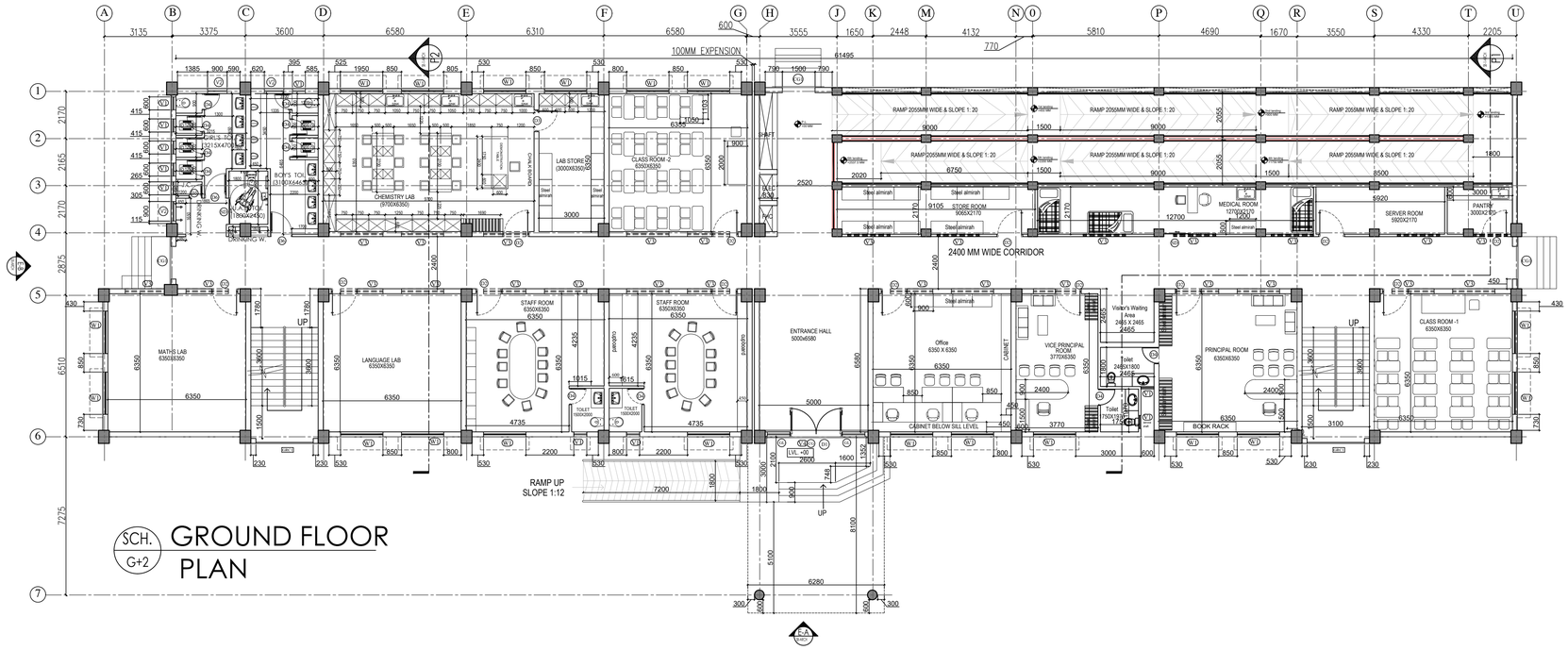

SCH. G+2 GROUND FLOOR PLAN

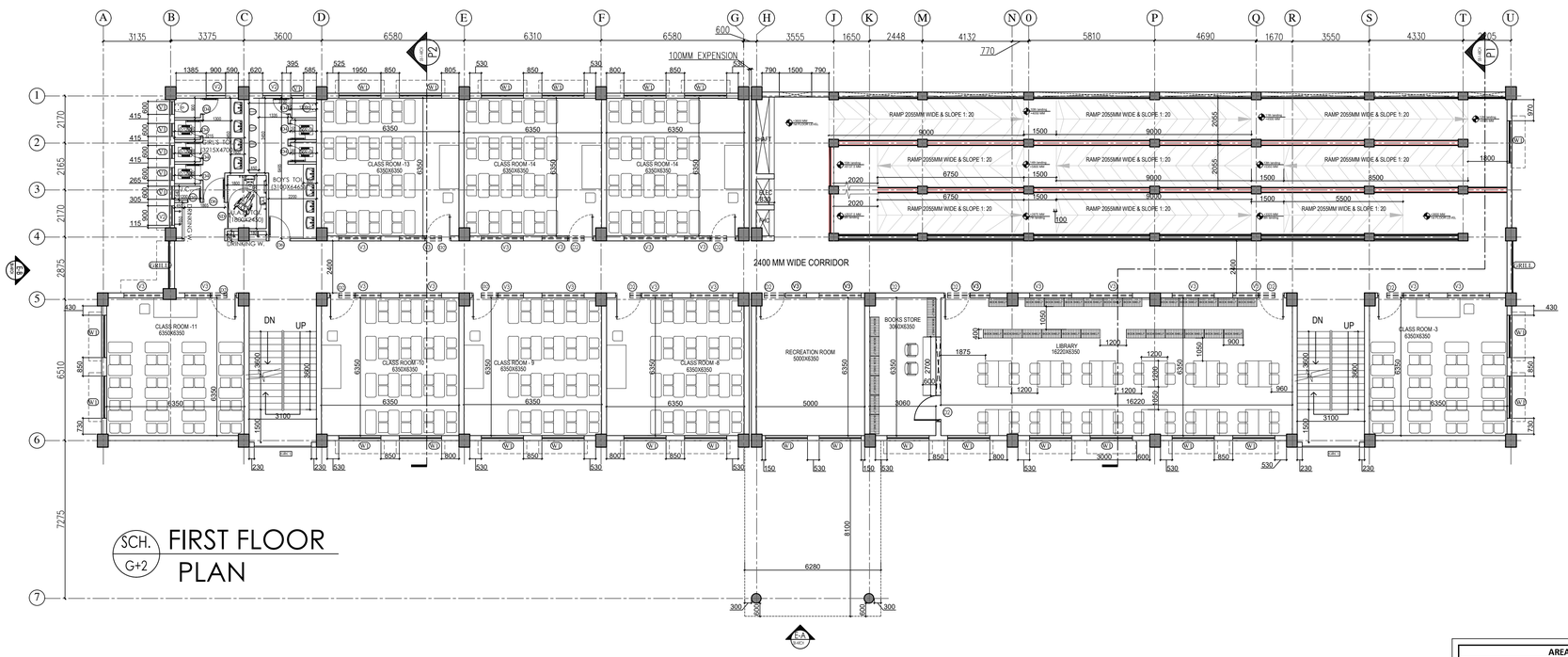

SCH. G+2 FIRST FLOOR PLAN

THE COPYRIGHT AND PROPERTY OF THIS DESIGN AND DRAWING BELONG TO ENARCH CONSULTANTS PVT. LTD IT MUST NOT BE COPIED OR REPRODUCED IN ANY MANNER WITHOUT THEIR PRIOR WRITTEN CONSENT. A LEGAL ACTION AS PER LAW MAY BE INITIATED AGAINST THE OFFENDER

GENERAL NOTES:

1. UNLESS OTHERWISE SPECIFIED, DIMENSIONS ARE IN MILLIMETERS.
2. DRAWING SHALL NOT BE SCALED. ONLY WRITTEN DIMENSIONS SHOULD BE FOLLOWED.
3. THE DRAWINGS SHALL BE READ IN CONJUNCTION WITH ALL RELEVANT MEP,STRUCTURAL DWGS AND PROJECT SPECIFICATIONS. ANY DISCREPANCY SHOULD BE BROUGHT TO THE NOTICE OF ARCHITECT BEFORE IMPLEMENTATION.
4. ALL DOORS & OPENINGS ARE 115 & 230 mm OFFSET FROM THE CORNER U.N.O.
5. ALL INTERNAL TOILETS ARE MECHANICALLY VENTILATED.
6. SHAFT TERMINATION AS PER TYPICAL DETAIL.

DOOR, WINDOW, VENTILATOR, FIXED GLAZING SCHEDULE

TAG	CLEAR OPENING SIZE	SILL	LINTEL	GF	FF	SF	MUMTY	TOTAL
D1	2400 x 2100	0	2100	1				1
D2	1200 X 2100	0	2100	13	12	9		34
D3	1000 X 2100	0	2100	1		3		4
D4	750 X 2100	0	2100	11	7	8		26
D5	600 X 2100	0	2100	1	1	1		3
D6	1000 X 2100	0	2100	2	2	2	1	7
SD	1200 X 2100	0	2100	2	1	1		4
CG	4800 X 2400	0	2400	1				1
CG1	1500 X 2400	0	2400	3				3
GRILL	2400 X 7500	2400	9900		2			2
W1	1950 X 1500	900	2400	19	24	24		67
GL	1050 X 2100	300	2400	2				2
V1	600 X 600	1800	2400	10	6	6		22
V2	900 X 1200	1200	2400	3	3	2		8
V3	1950 X 600	AS PER SITE	B.O.B	27	23	21		71
V4	2400 X 300	2100	2400	1				1

REFERENCE DRAWINGS

DRAWING NO.	TITLE
-	-
-	-
-	-
-	-
-	-
-	-
-	-

REV.NO.	DESCRIPTION	DRAWN	CHECKED	DATE
1.				
0	GOOD FOR CONSTRUCTION			

REVISIONS

CLIENT:

NATIONAL EDUCATION SOCIETY FOR TRIBAL STUDENTS (NESTS)

EXECUTING AGENCY:

TELECOMMUNICATIONS CONSULTANTS INDIA LIMITED

ARCHITECTS:

ENARCH Consultants Pvt. Limited.
Consulting Engineers, Planners & Architects
B-66, Sector-63, Noida - 201309 (UP)
EMAIL:archenarch@gmail.com,
enarchindia@rediffmail.com,

PROJECT: EKLAVYA MODEL RESIDENTIAL SCHOOL,

AREA STATEMENT	
SCHOOL BUILDING	
DETAILS	AREA (in Sqm)
MAIN BUILDING	
GROUND FLOOR PLINTH AREA	874.82
FIRST FLOOR PLINTH AREA	799.14
SECOND FLOOR PLINTH AREA	799.14
TOTAL AREA	**2473.10**
ENTRANCE PORCH AREA	
AREA OF PORCH / 2	**26.25**
TOTAL COVERED AREA (RAMP AREA EXCLUDED)	2499.35

NORTH:

BUILDING NAME: SCHOOL BUILDING (G+2)

DRAWING TITLE: GROUND & FIRST FLOOR PLAN

DRAWING NUMBER: EMRS-AS13-AR-AB-01

SCALE: NTS | SHEET SIZE: A1 | DATE: 6-Jul-22 | REV NO: R0

RELEASED FOR: ☐ PRELIMINARY ☐ TENDER ☐ INFORMATION ☐ APPROVAL ☑ TENDER

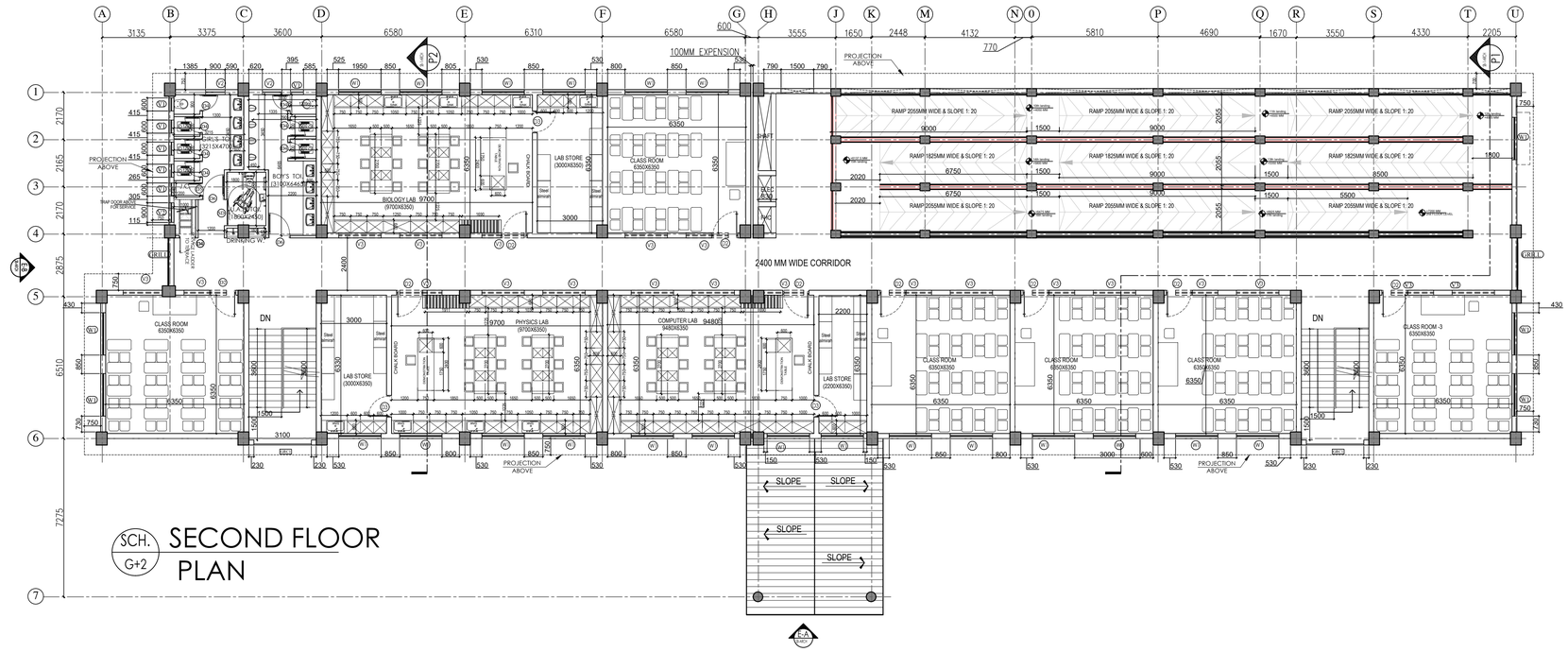

SCH. G+2 SECOND FLOOR PLAN

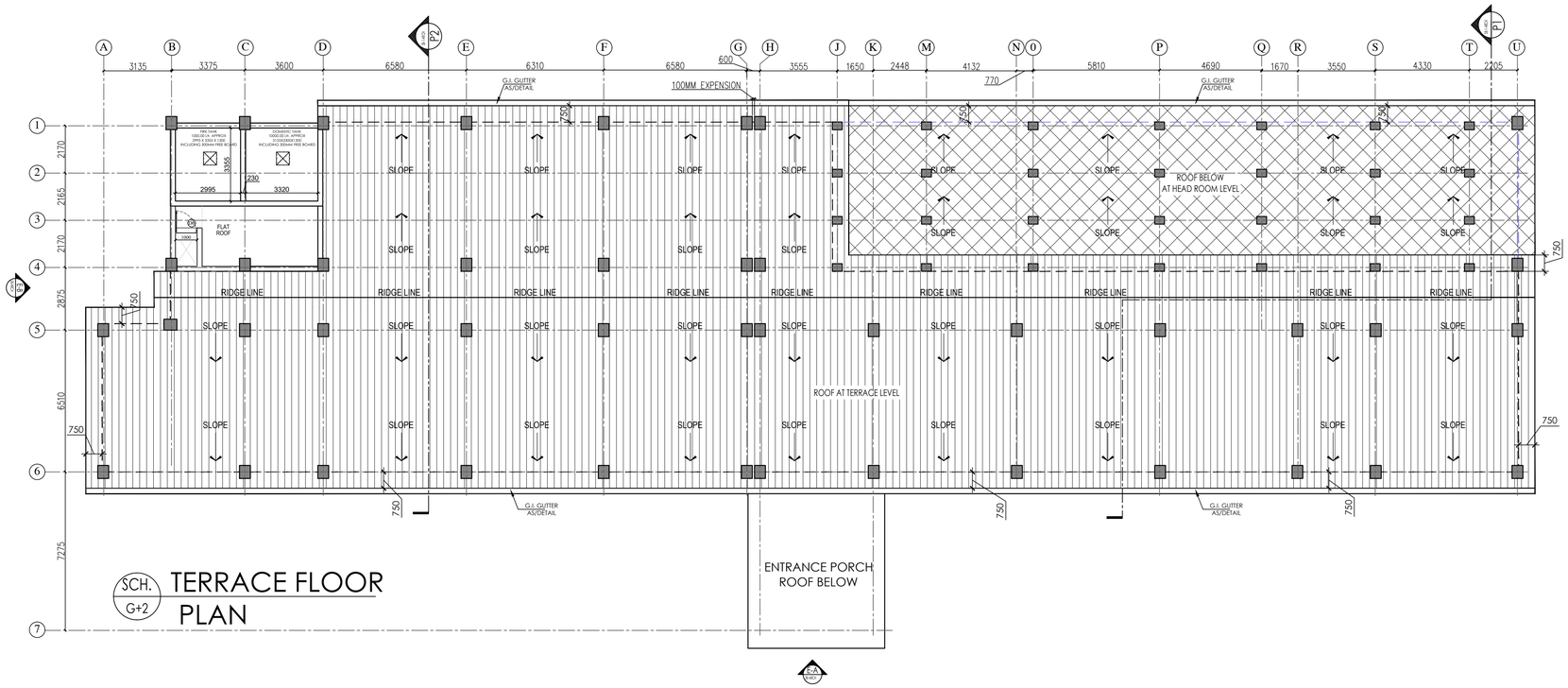

SCH. G+2 TERRACE FLOOR PLAN

THE COPYRIGHT AND PROPERTY OF THIS DESIGN AND DRAWING BELONG TO ENARCH CONSULTANTS PVT. LTD IT MUST NOT BE COPIED OR REPRODUCED IN ANY MANNER WITHOUT THEIR PRIOR WRITTEN CONSENT. A LEGAL ACTION AS PER LAW MAY BE INITIATED AGAINST THE OFFENDER

GENERAL NOTES:

1. UNLESS OTHERWISE SPECIFIED, DIMENSIONS ARE IN MILLIMETERS.
2. DRAWING SHALL NOT BE SCALED. ONLY WRITTEN DIMENSIONS SHOULD BE FOLLOWED.
3. THE DRAWINGS SHALL BE READ IN CONJUNCTION WITH ALL RELEVANT MEP,STRUCTURAL DWGS AND PROJECT SPECIFICATIONS. ANY DISCREPANCY SHOULD BE BROUGHT TO THE NOTICE OF ARCHITECT BEFORE IMPLEMENTATION.
4. ALL DOORS & OPENINGS ARE 115 & 230 mm OFFSET FROM THE CORNER U.N.O.
5. ALL INTERNAL TOILETS ARE MECHANICALLY VENTILATED.
6. SHAFT TERMINATION AS PER TYPICAL DETAIL.

DOOR, WINDOW, VENTILATOR, FIXED GLAZING SCHEDULE

TAG	CLEAR OPENING SIZE	SILL	LINTEL	GF	FF	SF	MUMTY	TOTAL
D1	2400 x 2100	0	2100	1				1
D2	1200 X 2100	0	2100	13	12	9		34
D3	1000 X 2100	0	2100	1		3		4
D4	750 X 2100	0	2100	11	7	8		26
D5	600 X 2100	0	2100	1	1	1		3
D6	1000 X 2100	0	2100	2	2	2	1	7
SD	1200 X 2100	0	2100	2	1	1		4
CG	4800 X 2400	0	2400	1				1
CG1	1500 X 2400	0	2400	3				3
GRILL	2400 X 7500	2400	9900		2			2
W1	1950 X 1500	900	2400	19	24	24		67
GL	1050 X 2100	300	2400	2				2
V1	600 X 600	1800	2400	10	6	6		22
V2	900 X 1200	1200	2400	3	3	2		8
V3	1950 X 600	AS PER SITE	B.O.B	27	23	21		71
V4	2400 X 300	2100	2400	1				1

REFERENCE DRAWINGS

DRAWING NO.	TITLE
-	-
-	-
-	-
-	-
-	-
-	-
-	-
-	-

REV.NO.	DESCRIPTION	DRAWN	CHECKED	DATE
1.				
0	GOOD FOR CONSTRUCTION			

REVISIONS

CLIENT:

NATIONAL EDUCATION SOCIETY FOR TRIBAL STUDENTS (NESTS)

EXECUTING AGENCY:

TELECOMMUNICATIONS CONSULTANTS INDIA LIMITED

ARCHITECTS:

ENARCH Consultants Pvt. Limited.
Consulting Engineers, Planners & Architects
B-66, Sector-63, Noida - 201309 (UP)
EMAIL:archenarch@gmail.com,
enarchindia@rediffmail.com,

PROJECT: EKLAVYA MODEL RESIDENTIAL SCHOOL,

NORTH:

BUILDING NAME: SCHOOL BUILDING (G+2)

DRAWING TITLE: SECOND & TERRACE FLOOR PLAN

DRAWING NUMBER: EMRS-AS13-AR-AB-02

SCALE: NTS | SHEET SIZE: A1 | DATE: 6-Jul-22 | REV NO: R0

RELEASED FOR: ☐ PRELIMINARY ☐ TENDER ☐ INFORMATION ☐ APPROVAL ☑ TENDER

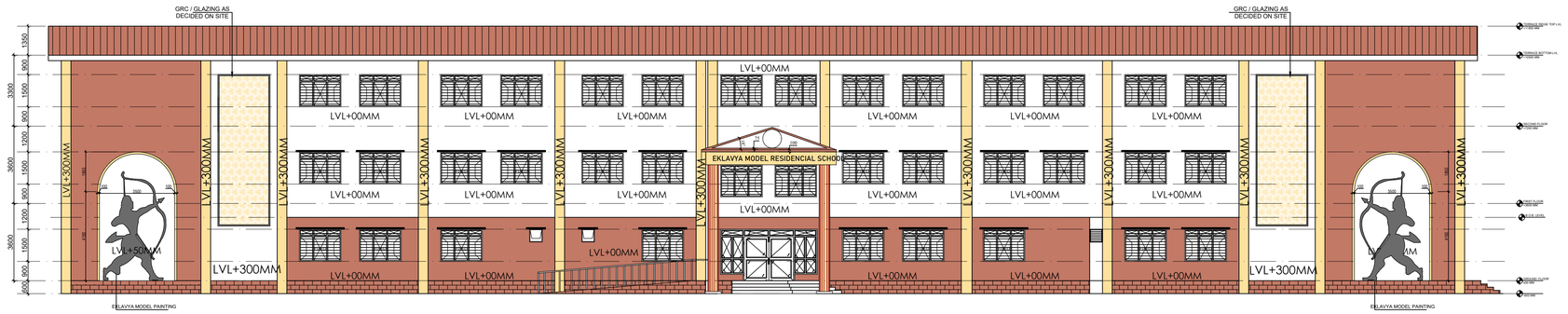

FRONT ELEVATION

REAR ELEVATION

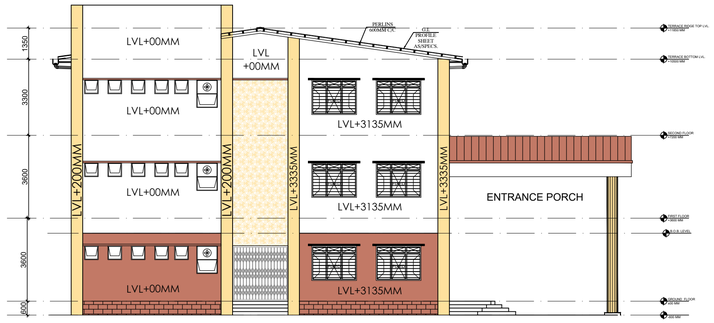

SIDE ELEVATION

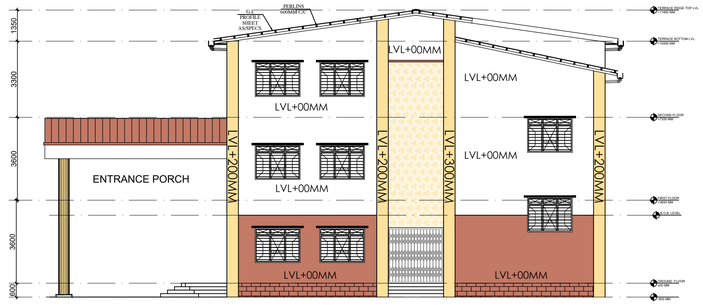

SIDE ELEVATION

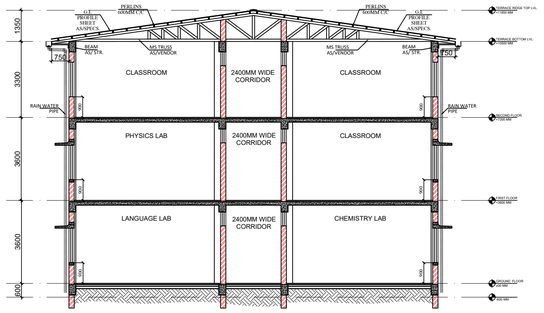

SECTION -P2

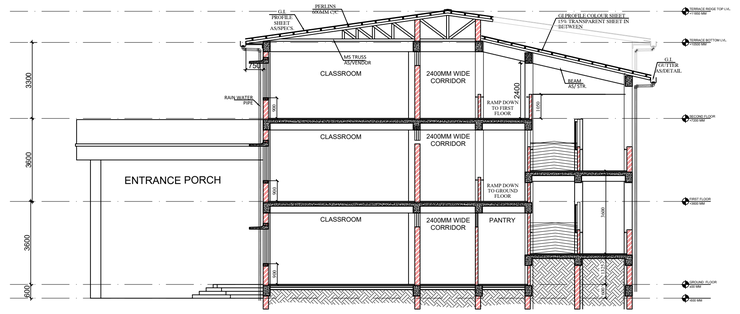

SECTION -P1

THE COPYRIGHT AND PROPERTY OF THIS DESIGN AND DRAWING BELONG TO ENARCH CONSULTANTS PVT. LTD IT MUST NOT BE COPIED OR REPRODUCED IN ANY MANNER WITHOUT THEIR PRIOR WRITTEN CONSENT. A LEGAL ACTION AS PER LAW MAY BE INITIATED AGAINST THE OFFENDER

GENERAL NOTES:

1. UNLESS OTHERWISE SPECIFIED, DIMENSIONS ARE IN MILLIMETERS.
2. DRAWING SHALL NOT BE SCALED. ONLY WRITTEN DIMENSIONS SHOULD BE FOLLOWED.
3. THE DRAWINGS SHALL BE READ IN CONJUNCTION WITH ALL RELEVANT MEP,STRUCTURAL DWGS AND PROJECT SPECIFICATIONS. ANY DISCREPANCY SHOULD BE BROUGHT TO THE NOTICE OF ARCHITECT BEFORE IMPLEMENTATION.
4. ALL DOORS & OPENINGS ARE 115 & 230 mm OFFSET FROM THE CORNER U.N.O.
5. ALL INTERNAL TOILETS ARE MECHANICALLY VENTILATED.
6. SHAFT TERMINATION AS PER TYPICAL DETAIL.

DOOR, WINDOW, VENTILATOR, FIXED GLAZING SCHEDULE

TAG	CLEAR OPENING SIZE	SILL	LINTEL	GF	FF	SF	MUMTY	TOTAL
D1	2400 x 2100	0	2100	1				1
D2	1200 X 2100	0	2100	13	12	9		34
D3	1000 X 2100	0	2100	1		3		4
D4	750 X 2100	0	2100	11	7	8		26
D5	600 X 2100	0	2100	1	1	1		3
D6	1000 X 2100	0	2100	2	2	2	1	7
SD	1200 X 2100	0	2100	2	1	1		4
CG	4800 X 2400	0	2400	1				1
CG1	1500 X 2400	0	2400	3				3
GRILL	2400 X 7500	2400	9900		2			2
W1	1950 X 1500	900	2400	19	24	24		67
GL	1050 X 2100	300	2400	2				2
V1	600 X 600	1800	2400	10	6	6		22
V2	900 X 1200	1200	2400	3	3	2		8
V3	1950 X 600	AS PER SITE	B.O.B	27	23	21		71
V4	2400 X 300	2100	2400	1				1

REFERENCE DRAWINGS

DRAWING NO.	TITLE
-	-
-	-
-	-
-	-
-	-
-	-
-	-
-	-

REV.NO.	DESCRIPTION	DRAWN	CHECKED	DATE
1.				
0	GOOD FOR CONSTRUCTION			

REVISIONS

CLIENT:

NATIONAL EDUCATION SOCIETY FOR TRIBAL STUDENTS (NESTS)

EXECUTING AGENCY:

TELECOMMUNICATIONS CONSULTANTS INDIA LIMITED

ARCHITECTS:

ENARCH Consultants Pvt. Limited.
Consulting Engineers, Planners & Architects
B-66, Sector-63, Noida - 201309 (UP)
EMAIL:archenarch@gmail.com,
enarchindia@rediffmail.com,

PROJECT

EKLAVYA MODEL RESIDENTIAL SCHOOL

NORTH:

BUILDING NAME: SCHOOL BUILDING (G+2)

DRAWING TITLE: ELEVATIONS & SECTION

DRAWING NUMBER: EMRS-AS13-AR-AB-03

SCALE: NTS | SHEET SIZE: A1 | DATE: 6-Jul-22 | REV NO: R0

RELEASED FOR: ☐ PRELIMINARY ☐ TENDER ☐ INFORMATION ☐ APPROVAL ☑ TENDER

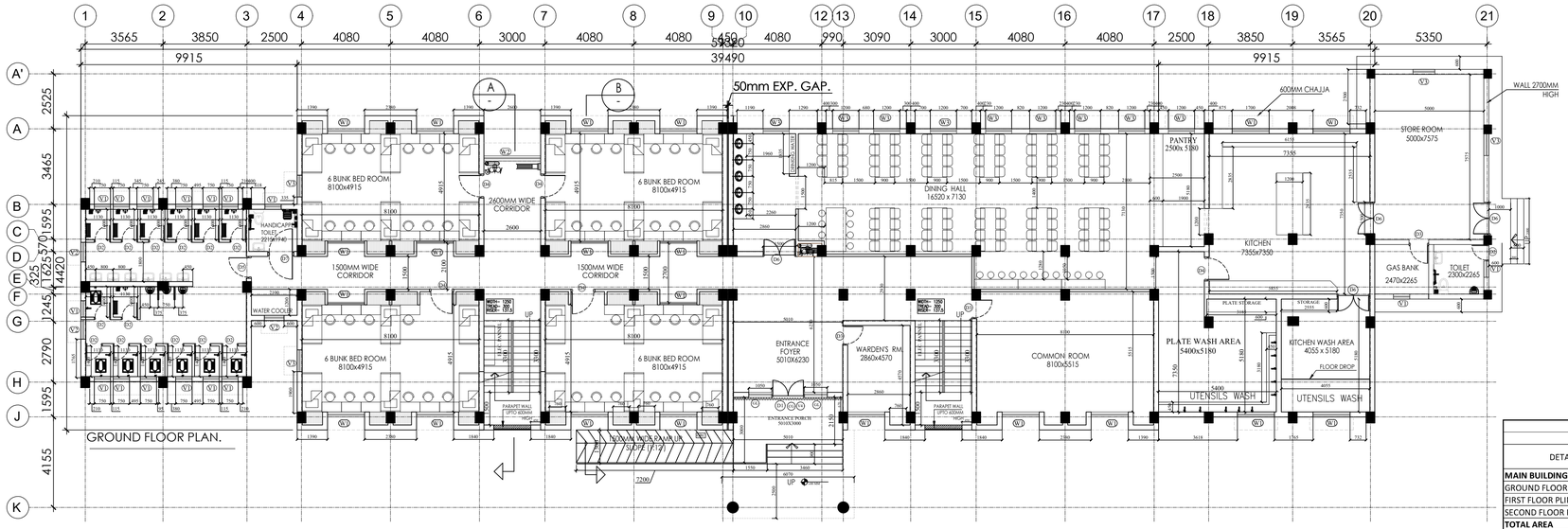

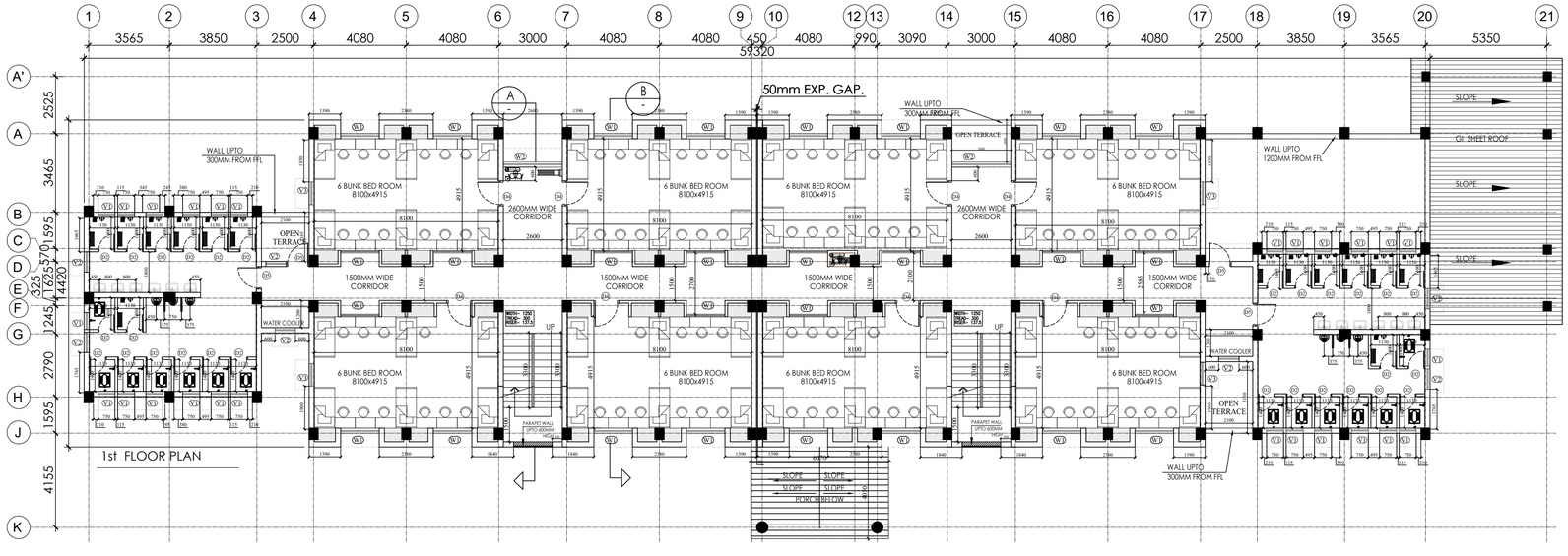

AREA STATEMENT			
HOSTEL BUILDING			
DETAILS	PHASE - I AREA (in Sqm)	PHASE - II AREA (in Sqm)	TOTAL FLOOR AREA
MAIN BUILDING			
GROUND FLOOR PLINTH AREA	391.77	332.20	723.97
FIRST FLOOR PLINTH AREA	343.58	313.15	656.73
SECOND FLOOR PLINTH AREA	343.58	313.15	656.73
TOTAL AREA	**1078.93**	**958.50**	**2037.43**
ENTRANCE PORCH AREA			
AREA OF PORCH / 2			**9.85**
RIGHT SIDE KITCHEN STORE			**55.69**

DOOR, WINDOW, VENTILATOR, FIXED GLAZING SCHEDULE

TAG	CLEAR OPENING SIZE	SILL	LINTEL	GF	FF	SF	MUMTY	TOTAL	SPECIFICATION
D1	1500 x 2100	0	2100	1	0	0		1	ALUMINUM DOOR
D2	750 x 2100	0	2100	15	28	28		71	PRELAMINATED DOOR
D3	900 x 2100	0	2100	3	0	0		3	FLUSH DOOR
D4	1100 x 2100	0	2100	5	8	8		21	FLUSH DOOR
D5	1000 x 2100	0	2100	1	4	2	2	9	PRELAMINATED DOOR
D6	1500 x 2100	0	2100	4	0	0		4	FLUSH DOOR
D7	1200 x 2100	0	2100	1	0	0		1	FLUSH DOOR
CG	4200 x 2400	0	2400	1	0	0		1	COLLAPSIBLE GATE
W1	1700 x 1800	AS PER SITE	B.O.B	21	28	28		77	STANDARD STEEL SECTION
W2	2600 x 1800	AS PER SITE	B.O.B	1	2	2		5	STANDARD STEEL SECTION
W3	1200 x 1800	AS PER SITE	B.O.B	9	0	0		9	STANDARD STEEL SECTION
W5	1500X1800	AS PER SITE	B.O.B	0	0	2		2	STANDARD STEEL SECTION
V1	600X600	AS PER SITE	B.O.B	16	26	26		68	
V2	900 x 1200	AS PER SITE	B.O.B	3	7	6		16	
V3	1000 x 600	AS PER SITE	B.O.B	4	4	4		12	
V4	1500 x 600	2100	B.O.B	1	0	0		1	ALUMINIUM WINDOW
GL	1050 X 2100	300	2400	2	0	0		2	ALUMINIUM WINDOW

THE COPYRIGHT AND PROPERTY OF THIS DESIGN AND DRAWING BELONG TO ENARCH CONSULTANTS PVT. LTD IT MUST NOT BE COPIED OR REPRODUCED IN ANY MANNER WITHOUT THEIR PRIOR WRITTEN CONSENT. A LEGAL ACTION AS PER LAW MAY BE INITIATED AGAINST THE OFFENDER

KEY PLAN

GENERAL NOTES:

1. UNLESS OTHERWISE SPECIFIED, DIMENSIONS ARE IN MILLIMETERS.
2. DRAWING SHALL NOT BE SCALED. ONLY WRITTEN DIMENSIONS SHOULD BE FOLLOWED.
3. THE DRAWINGS SHALL BE READ IN CONJUNCTION WITH ALL RELEVANT MEP,STRUCTURAL DWGS AND PROJECT SPECIFICATIONS. ANY DISCREPANCY SHOULD BE BROUGHT TO THE NOTICE OF ARCHITECT BEFORE IMPLEMENTATION.
4. ALL DOORS & OPENINGS ARE 115 & 230 mm OFFSET FROM THE CORNER U.N.O.
5. ALL INTERNAL TOILETS ARE MECHANICALLY VENTILATED.
6. SHAFT TERMINATION AS PER TYPICAL DETAIL.

LEGEND

FOR PLANS

- TOP TOP OF PARAPET
- FFL FLOOR FINISH LEVEL
- SSL SLAB STRUCTURE LEVEL
- FPL FINISH PAVING LEVEL
- FRL FINISH ROAD LEVEL
- FGL FINISH GROUND LEVEL
- E1 / 01-1-002: ELEVATION NO. SHEET NO. — ELEVATION MARK

FOR ELEVATIONS & SECTIONS

- TOP TOP OF PARAPET
- FFL FLOOR FINISH LEVEL
- SSL SLAB STRUCTURE LEVEL
- FPL FINISH PAVING LEVEL
- FRL FINISH ROAD LEVEL
- FGL FINISH GROUND LEVEL
- S1 / 01-1-002: SECTION NO. SHEET NO. — SECTION MARK

REFERENCE DRAWINGS

DRAWING NO.	TITLE
–	–
–	–
–	–
–	–
–	–
–	–
–	–
–	–

REV.NO.	DESCRIPTION	DRAWN	CHECKED	DATE
1.				
0	GOOD FOR CONSTRUCTION			

REVISIONS

CLIENT:

NATIONAL EDUCATION SOCIETY FOR TRIBAL STUDENTS (NESTS)

CONSTRUCTION AGENCY:

Telecommunications Consultants India Limited

ARCHITECTS:

ENARCH Consultants Pvt. Limited.
Consulting Engineers, Planners & Architects
B-66, Sector-63, Noida - 201309 (UP) EMAIL: enarchindia@rediffmail.com, archenarch@gmail.com

PROJECT: EKLAVYA MODEL RESIDENTIAL SCHOOL,

NORTH:

BUILDING NAME: BOY'S HOSTEL (G+2)

DRAWING TITLE: GROUND & FIRST FLOOR PLAN

DRAWING NUMBER: EMRS-AS13-AR-BH-01

SCALE: 1:125 | SHEET SIZE: A1 | DATE: 30-Aug-22 | REV NO: R0

RELEASED FOR: ☐ PRELIMINARY ☐ TENDER ☐ INFORMATION ☐ APPROVAL ☑ TENDER

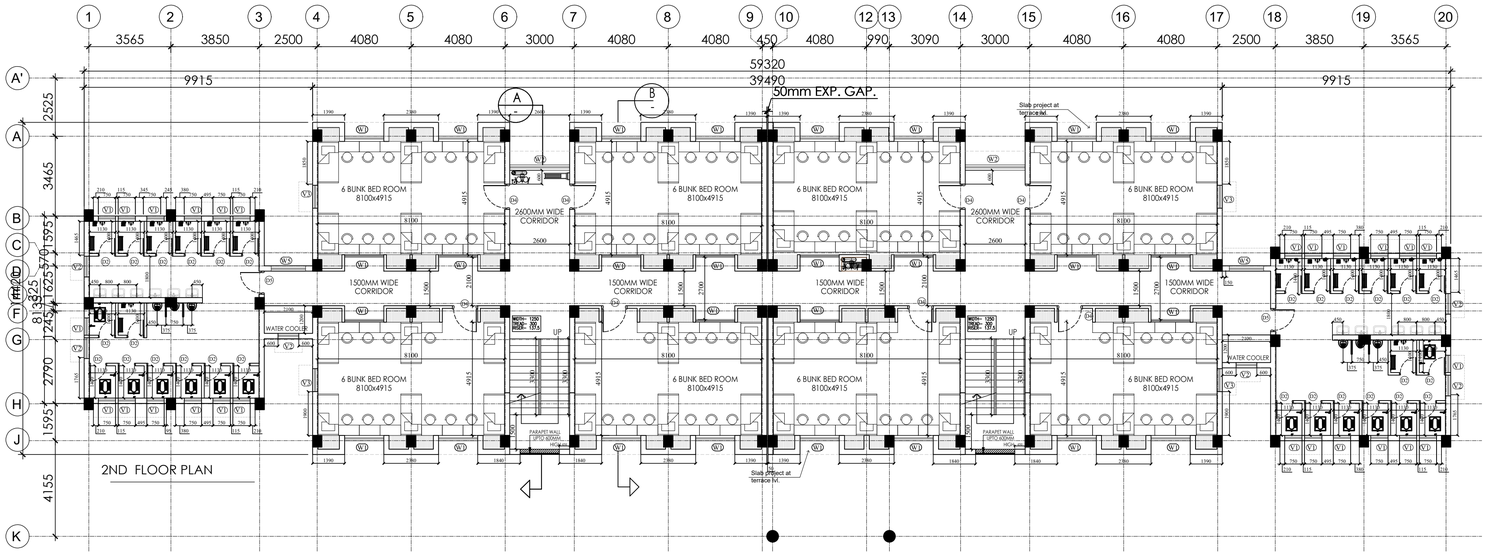

2ND FLOOR PLAN

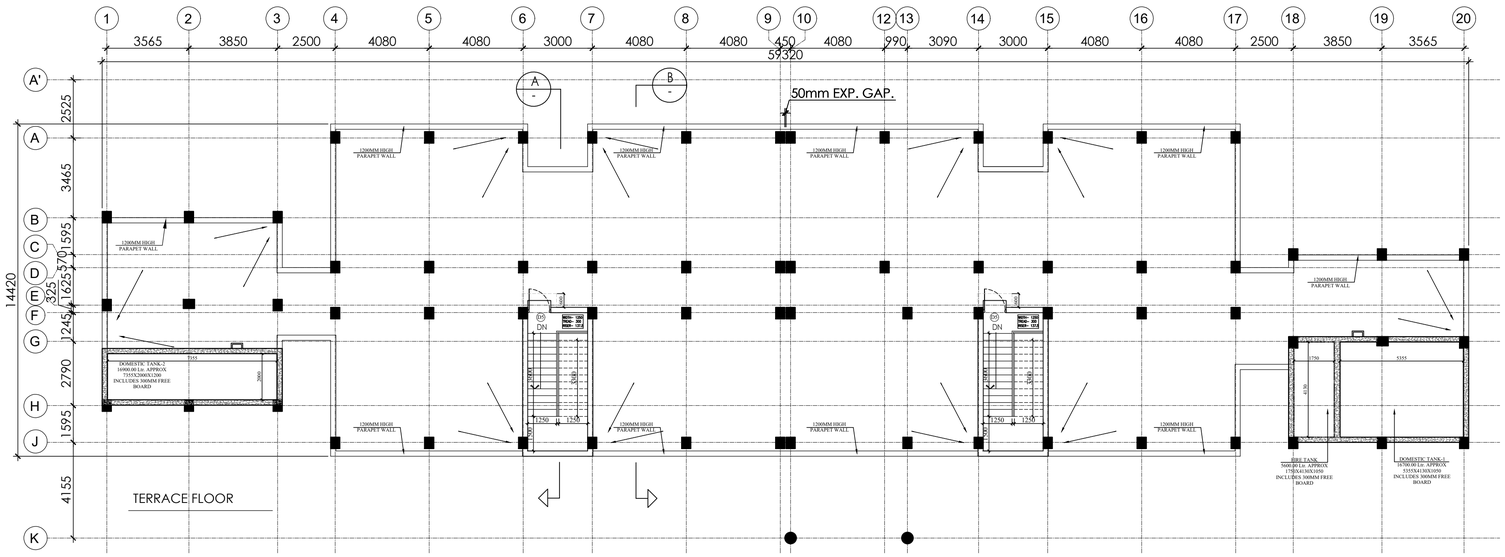

TERRACE FLOOR

THE COPYRIGHT AND PROPERTY OF THIS DESIGN AND DRAWING BELONG TO ENARCH CONSULTANTS PVT. LTD IT MUST NOT BE COPIED OR REPRODUCED IN ANY MANNER WITHOUT THEIR PRIOR WRITTEN CONSENT. A LEGAL ACTION AS PER LAW MAY BE INITIATED AGAINST THE OFFENDER

KEY PLAN

GENERAL NOTES:

1. UNLESS OTHERWISE SPECIFIED, DIMENSIONS ARE IN MILLIMETERS.
2. DRAWING SHALL NOT BE SCALED. ONLY WRITTEN DIMENSIONS SHOULD BE FOLLOWED.
3. THE DRAWINGS SHALL BE READ IN CONJUNCTION WITH ALL RELEVANT MEP,STRUCTURAL DWGS AND PROJECT SPECIFICATIONS. ANY DISCREPANCY SHOULD BE BROUGHT TO THE NOTICE OF ARCHITECT BEFORE IMPLEMENTATION.
4. ALL DOORS & OPENINGS ARE 115 & 230 mm OFFSET FROM THE CORNER U.N.O.
5. ALL INTERNAL TOILETS ARE MECHANICALLY VENTILATED.
6. SHAFT TERMINATION AS PER TYPICAL DETAIL.

LEGEND

FOR PLANS	FOR ELEVATIONS & SECTIONS
TOP TOP OF PARAPET	TOP TOP OF PARAPET
FFL FLOOR FINISH LEVEL	FFL FLOOR FINISH LEVEL
SSL SLAB STRUCTURE LEVEL	SSL SLAB STRUCTURE LEVEL
FPL FINISH PAVING LEVEL	FPL FINISH PAVING LEVEL
FRL FINISH ROAD LEVEL	FRL FINISH ROAD LEVEL
FGL FINISH GROUND LEVEL	FGL FINISH GROUND LEVEL
E1 / B1-1-002 — ELEVATION NO. SHEET NO. ELEVATION MARK	S1 / B1-1-002 — SECTION NO. SHEET NO. SECTION MARK

REFERENCE DRAWINGS

DRAWING NO.	TITLE
–	–
–	–
–	–
–	–
–	–
–	–
–	–
–	–

REV.NO.	DESCRIPTION	DRAWN	CHECKED	DATE
1.				
0	GOOD FOR CONSTRUCTION			

REVISIONS

CLIENT:

NATIONAL EDUCATION SOCIETY FOR TRIBAL STUDENTS (NESTS)

CONSTRUCTION AGENCY:

Telecommunications Consultants India Limited

ARCHITECTS:

ENARCH Consultants Pvt. Limited.
Consulting Engineers, Planners & Architects
B-66, Sector-63, Noida - 201309 (UP) EMAIL: enarchindia@rediffmail.com, archenarch@gmail.com

PROJECT: EKLAVYA MODEL RESIDENTIAL SCHOOL,

NORTH:

BUILDING NAME: BOY'S HOSTEL (G+2)

DRAWING TITLE: SECOND & TERRACE FLOOR PLAN

DRAWING NUMBER: EMRS-AS13-AR-BH-02

SCALE: 1:125 | SHEET SIZE: A1 | DATE: 30-Aug-22 | REV NO: R0

RELEASED FOR: ☐ PRELIMINARY ☐ TENDER ☐ INFORMATION ☐ APPROVAL ☑ TENDER

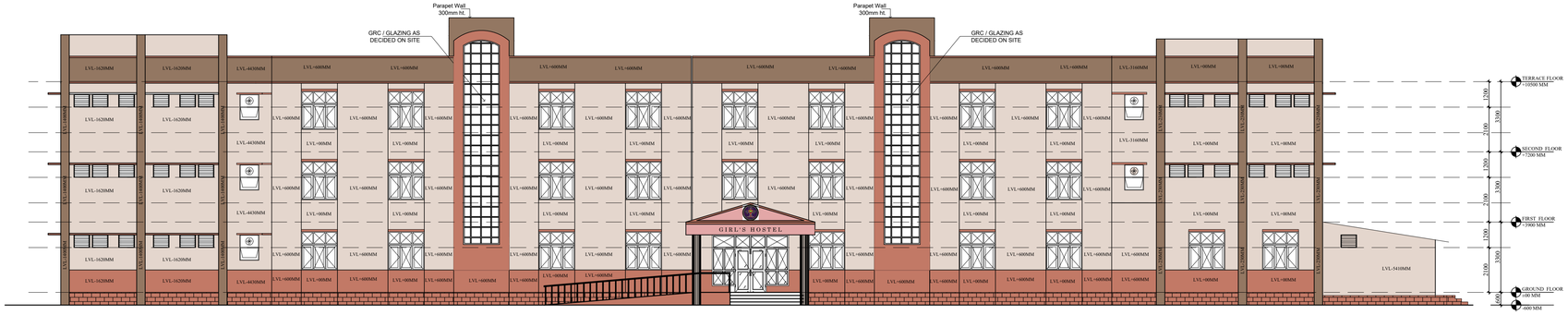

FRONT ELEVATION

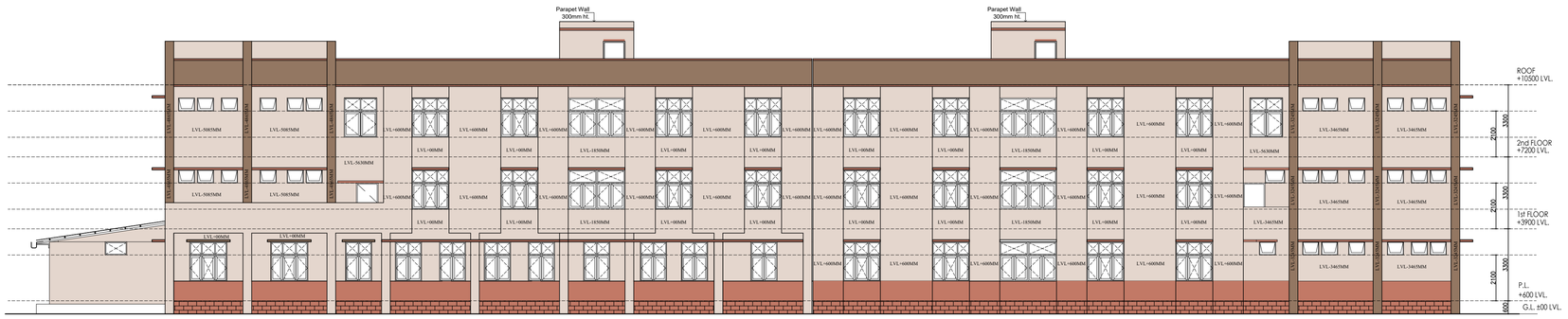

REAR ELEVATION

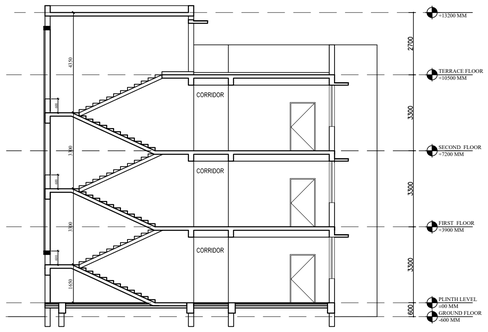

SECTION - A.

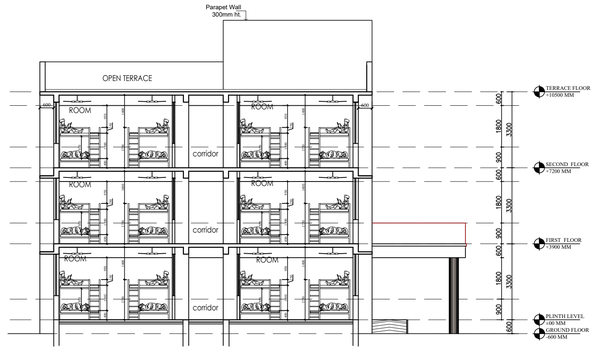

SECTION - B.

THE COPYRIGHT AND PROPERTY OF THIS DESIGN AND DRAWING BELONG TO ENARCH CONSULTANTS PVT. LTD IT MUST NOT BE COPIED OR REPRODUCED IN ANY MANNER WITHOUT THEIR PRIOR WRITTEN CONSENT. A LEGAL ACTION AS PER LAW MAY BE INITIATED AGAINST THE OFFENDER

KEY PLAN

GENERAL NOTES:

1. UNLESS OTHERWISE SPECIFIED, DIMENSIONS ARE IN MILLIMETERS.
2. DRAWING SHALL NOT BE SCALED. ONLY WRITTEN DIMENSIONS SHOULD BE FOLLOWED.
3. THE DRAWINGS SHALL BE READ IN CONJUNCTION WITH ALL RELEVANT MEP,STRUCTURAL DWGS AND PROJECT SPECIFICATIONS. ANY DISCREPANCY SHOULD BE BROUGHT TO THE NOTICE OF ARCHITECT BEFORE IMPLEMENTATION.
4. ALL DOORS & OPENINGS ARE 115 & 230 mm OFFSET FROM THE CORNER U.N.O.
5. ALL INTERNAL TOILETS ARE MECHANICALLY VENTILATED.
6. SHAFT TERMINATION AS PER TYPICAL DETAIL.

LEGEND

FOR PLANS	FOR ELEVATIONS & SECTIONS
TOP TOP OF PARAPET	TOP TOP OF PARAPET
FFL FLOOR FINISH LEVEL	FFL FLOOR FINISH LEVEL
SSL SLAB STRUCTURE LEVEL	SSL SLAB STRUCTURE LEVEL
FPL FINISH PAVING LEVEL	FPL FINISH PAVING LEVEL
FRL FINISH ROAD LEVEL	FRL FINISH ROAD LEVEL
FGL FINISH GROUND LEVEL	FGL FINISH GROUND LEVEL
E1 / 01-1-002 — ELEVATION NO. / SHEET NO. — ELEVATION MARK	S1 / 01-1-002 — SECTION NO. / SHEET NO. — SECTION MARK

REFERENCE DRAWINGS

DRAWING NO.	TITLE
–	–
–	–
–	–
–	–
–	–
–	–
–	–
–	–

REV.NO.	DESCRIPTION	DRAWN	CHECKED	DATE
1.				
0	GOOD FOR CONSTRUCTION			

REVISIONS

CLIENT:

NATIONAL EDUCATION SOCIETY FOR TRIBAL STUDENTS (NESTS)

CONSTRUCTION AGENCY:

Telecommunications Consultants India Limited

ARCHITECTS:

ENARCH Consultants Pvt. Limited.
Consulting Engineers, Planners & Architects
B-66, Sector-63, Noida - 201309 (UP) EMAIL: enarchindia@rediffmail.com, archenarch@gmail.com

PROJECT EKLAVYA MODEL RESIDENTIAL SCHOOL,

NORTH:

BUILDING NAME: BOY'S HOSTEL (G+2)

DRAWING TITLE: ELEVATION & SECTIONS

DRAWING NUMBER: EMRS-AS13-AR-BH-03

SCALE: 1:100,125 | SHEET SIZE: A1 | DATE: 30-Aug-22 | REV NO: R0

RELEASED FOR: ☐ PRELIMINARY ☐ TENDER ☐ INFORMATION ☐ APPROVAL ☑ TENDER

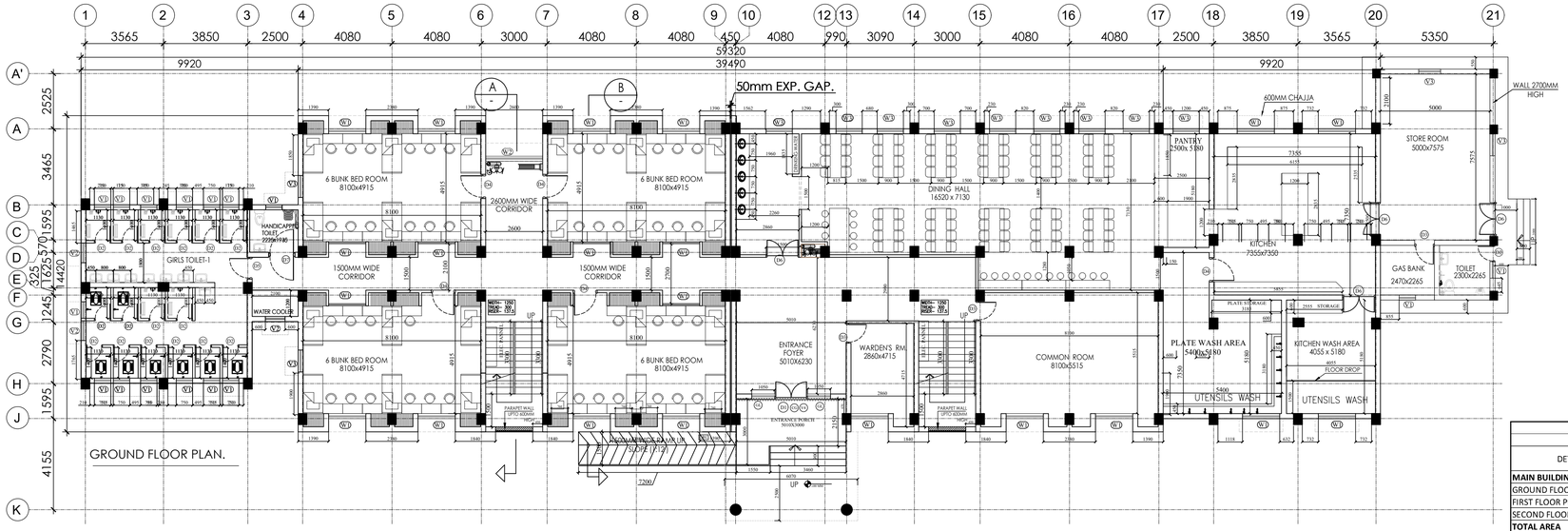

AREA STATEMENT			
HOSTEL BUILDING			
DETAILS	PHASE - I AREA (in Sqm)	PHASE - II AREA (in Sqm)	TOTAL FLOOR AREA
MAIN BUILDING			
GROUND FLOOR PLINTH AREA	391.77	332.20	723.97
FIRST FLOOR PLINTH AREA	343.58	313.15	656.73
SECOND FLOOR PLINTH AREA	343.58	313.15	656.73
TOTAL AREA	**1078.93**	**958.50**	**2037.43**
ENTRANCE PORCH AREA			
AREA OF PORCH / 2			**9.85**
RIGHT SIDE KITCHEN STORE			**55.69**

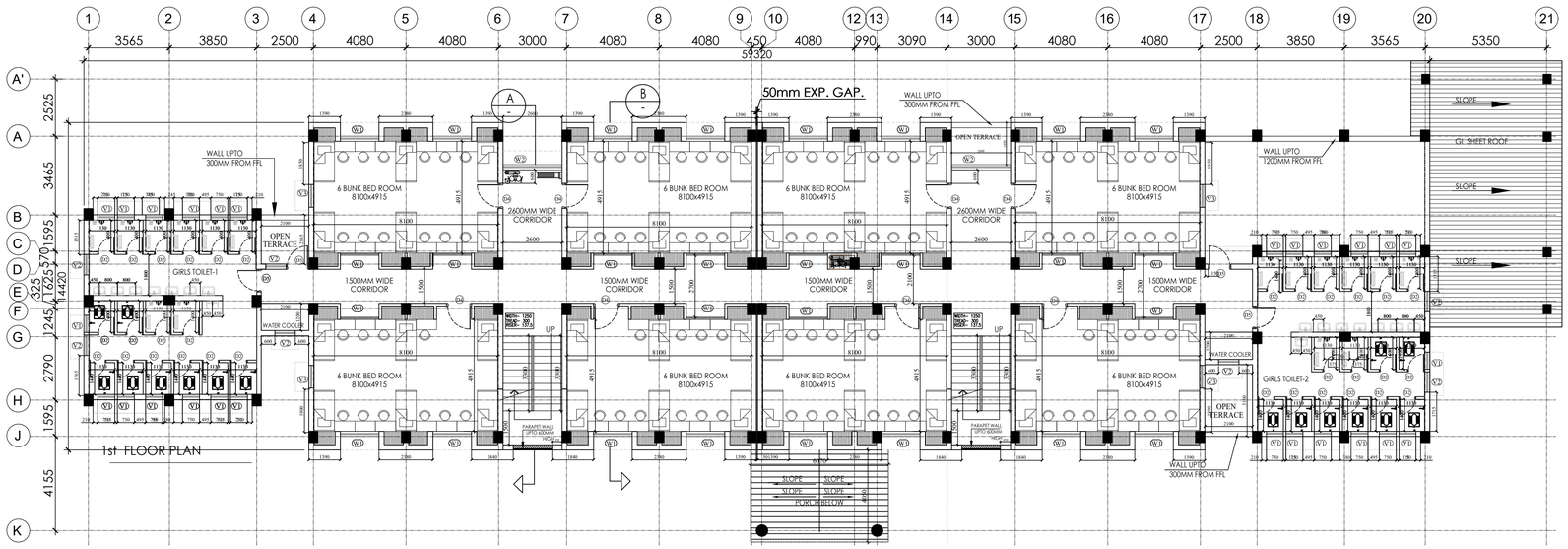

DOOR, WINDOW, VENTILATOR, FIXED GLAZING SCHEDULE									
TAG	CLEAR OPENING SIZE	SILL	LINTEL	GF	FF	SF	MUMTY	TOTAL	SPECIFICATION
D1	1500 x 2100	0	2100	1	0	0		1	ALUMINIUM DOOR
D2	750 x 2100	0	2100	15	28	28		71	PRELAMINATED DOOR
D3	900 x 2100	0	2100	3	0	0		3	FLUSH DOOR
D4	1100 x 2100	0	2100	5	8	8		21	FLUSH DOOR
D5	1000 x 2100	0	2100	1	4	2	2	9	PRELAMINATED DOOR
D6	1500 x 2100	0	2100	4	0	0		4	FLUSH DOOR
D7	1200 x 2100	0	2100	1	0	0		1	FLUSH DOOR
CG	4200 x 2400	0	2400	1	0	0		1	COLLAPSIBLE GATE
W1	1700 x 1800	AS PER SITE	B.O.B	21	28	28		77	STANDARD STEEL SECTION
W2	2600 x 1800	AS PER SITE	B.O.B	1	2	2		5	STANDARD STEEL SECTION
W3	1200 x 1800	AS PER SITE	B.O.B	9	0	0		9	STANDARD STEEL SECTION
W5	1500X1800	AS PER SITE	B.O.B	0	0	2		2	STANDARD STEEL SECTION
V1	600X600	AS PER SITE	B.O.B	16	26	26		68	
V2	900 x 1200	AS PER SITE	B.O.B	3	7	6		16	
V3	1000 x 600	AS PER SITE	B.O.B	4	4	4		12	
V4	1500 x 600	2100	B.O.B	1	0	0		1	ALUMINIUM WINDOW
GL	1050 X 2100	300	2400	2	0	0		2	ALUMINIUM WINDOW

THE COPYRIGHT AND PROPERTY OF THIS DESIGN AND DRAWING BELONG TO ENARCH CONSULTANTS PVT. LTD IT MUST NOT BE COPIED OR REPRODUCED IN ANY MANNER WITHOUT THEIR PRIOR WRITTEN CONSENT. A LEGAL ACTION AS PER LAW MAY BE INITIATED AGAINST THE OFFENDER

KEY PLAN

GENERAL NOTES:

1. UNLESS OTHERWISE SPECIFIED, DIMENSIONS ARE IN MILLIMETERS.
2. DRAWING SHALL NOT BE SCALED. ONLY WRITTEN DIMENSIONS SHOULD BE FOLLOWED.
3. THE DRAWINGS SHALL BE READ IN CONJUNCTION WITH ALL RELEVANT MEP,STRUCTURAL DWGS AND PROJECT SPECIFICATIONS. ANY DISCREPANCY SHOULD BE BROUGHT TO THE NOTICE OF ARCHITECT BEFORE IMPLEMENTATION.
4. ALL DOORS & OPENINGS ARE 115 & 230 mm OFFSET FROM THE CORNER U.N.O.
5. ALL INTERNAL TOILETS ARE MECHANICALLY VENTILATED.
6. SHAFT TERMINATION AS PER TYPICAL DETAIL.

LEGEND

FOR PLANS	FOR ELEVATIONS & SECTIONS
TOP TOP OF PARAPET	TOP TOP OF PARAPET
FFL FLOOR FINISH LEVEL	FFL FLOOR FINISH LEVEL
SSL SLAB STRUCTURE LEVEL	SSL SLAB STRUCTURE LEVEL
FPL FINISH PAVING LEVEL	FPL FINISH PAVING LEVEL
FRL FINISH ROAD LEVEL	FRL FINISH ROAD LEVEL
FGL FINISH GROUND LEVEL	FGL FINISH GROUND LEVEL

E1 — ELEVATION NO. / SHEET NO. — 01-1-002 — ELEVATION MARK

S1 — SECTION NO. / SHEET NO. — 01-1-002 — SECTION MARK

REFERENCE DRAWINGS

DRAWING NO.	TITLE
–	–
–	–
–	–
–	–
–	–
–	–
–	–
–	–

REV.NO.	DESCRIPTION	DRAWN	CHECKED	DATE
1.				
0	GOOD FOR CONSTRUCTION			

REVISIONS

CLIENT:

NATIONAL EDUCATION SOCIETY FOR TRIBAL STUDENTS (NESTS)

CONSTRUCTION AGENCY:

Telecommunications Consultants India Limited

ARCHITECTS:

ENARCH Consultants Pvt. Limited.

Consulting Engineers, Planners & Architects
B-66, Sector-63, Noida - 201309 (UP) EMAIL: enarchindia@rediffmail.com, archenarch@gmail.com

PROJECT: EKLAVYA MODEL RESIDENTIAL SCHOOL,

NORTH:

BUILDING NAME: GIRL'S HOSTEL (G+2)

DRAWING TITLE: GROUND & FIRST FLOOR PLAN

DRAWING NUMBER: EMRS-AS13-AR-GH-01

SCALE: 1:125 | SHEET SIZE: A1 | DATE: 30-Aug-22 | REV NO: R0

RELEASED FOR: ☐ PRELIMINARY ☐ TENDER ☐ INFORMATION ☐ APPROVAL ☑ TENDER

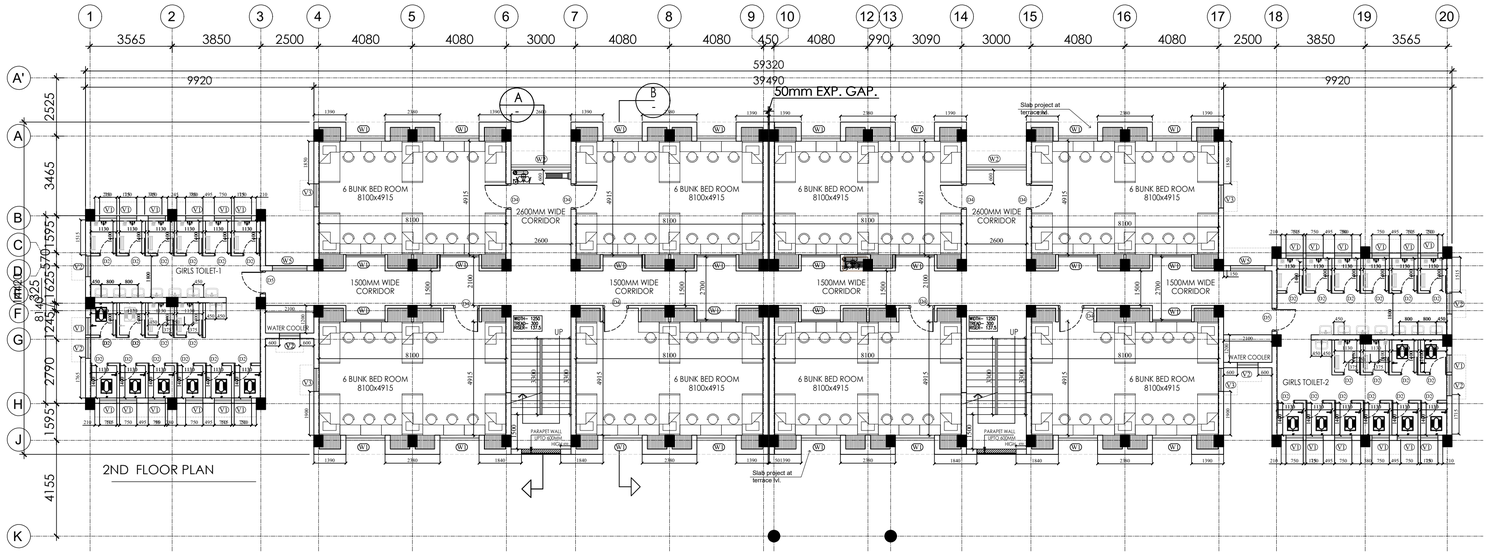

2ND FLOOR PLAN

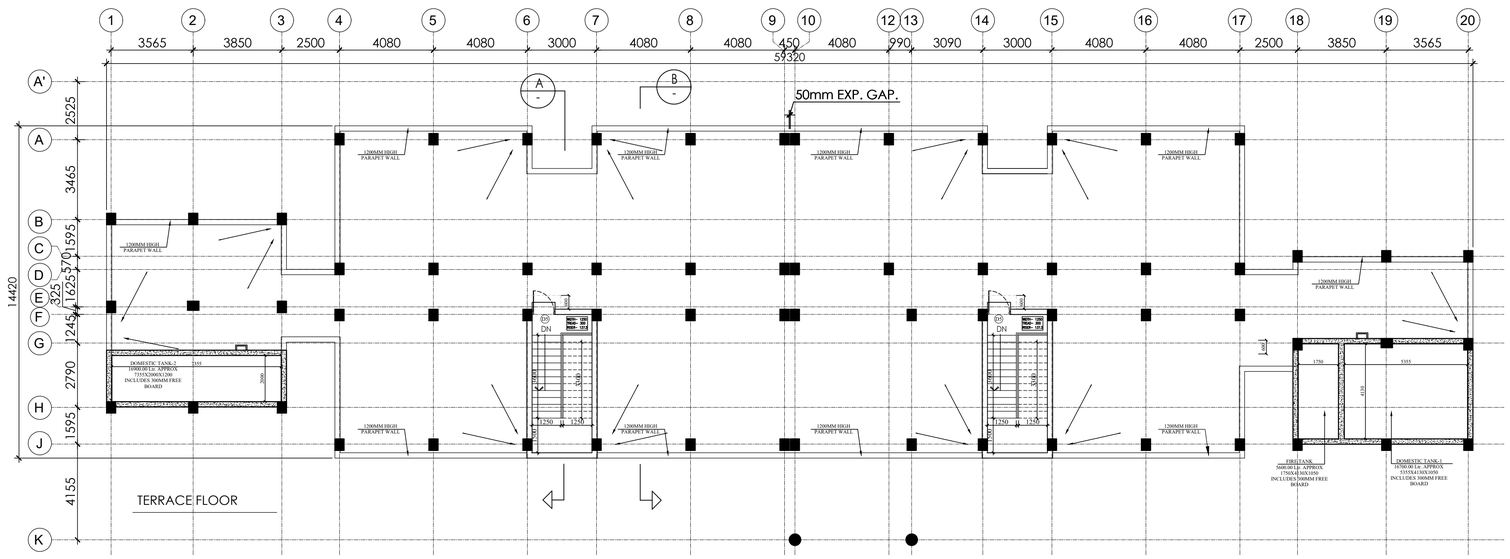

TERRACE FLOOR

DOOR, WINDOW, VENTILATOR, FIXED GLAZING SCHEDULE									
TAG	CLEAR OPENING SIZE	SILL	LINTEL	GF	FF	SF	MUMTY	TOTAL	SPECIFICATION
D1	1500 x 2100	0	2100	1	0	0		1	ALUMINUM DOOR
D2	750 x 2100	0	2100	15	28	28		71	PRELAMINATED DOOR
D3	900 x 2100	0	2100	3	0	0		3	FLUSH DOOR
D4	1100 x 2100	0	2100	5	8	8		21	FLUSH DOOR
D5	1000 x 2100	0	2100	1	4	2	2	9	PRELAMINATED DOOR
D6	1500 x 2100	0	2100	4	0	0		4	FLUSH DOOR
D7	1200 x 2100	0	2100	1	0	0		1	FLUSH DOOR
CG	4200 x 2400	0	2400	1	0	0		1	COLLAPSIBLE GATE
W1	1700 x 1800	AS PER SITE	B.O.B	21	28	28		77	STANDARD STEEL SECTION
W2	2600 x 1800	AS PER SITE	B.O.B	1	2	2		5	STANDARD STEEL SECTION
W3	1200 x 1800	AS PER SITE	B.O.B	9	0	0		9	STANDARD STEEL SECTION
W5	1500X1800	AS PER SITE	B.O.B	0	0	2		2	STANDARD STEEL SECTION
V1	600X600	AS PER SITE	B.O.B	16	26	26		68	
V2	900 x 1200	AS PER SITE	B.O.B	3	7	6		16	
V3	1000 x 600	AS PER SITE	B.O.B	4	4	4		12	
V4	1500 x 600	2100	B.O.B	1	0	0		1	ALUMINIUM WINDOW
GL	1050 X 2100	300	2400	2	0	0		2	ALUMINIUM WINDOW

THE COPYRIGHT AND PROPERTY OF THIS DESIGN AND DRAWING BELONG TO ENARCH CONSULTANTS PVT. LTD IT MUST NOT BE COPIED OR REPRODUCED IN ANY MANNER WITHOUT THEIR PRIOR WRITTEN CONSENT. A LEGAL ACTION AS PER LAW MAY BE INITIATED AGAINST THE OFFENDER

KEY PLAN

GENERAL NOTES:

1. UNLESS OTHERWISE SPECIFIED, DIMENSIONS ARE IN MILLIMETERS.
2. DRAWING SHALL NOT BE SCALED. ONLY WRITTEN DIMENSIONS SHOULD BE FOLLOWED.
3. THE DRAWINGS SHALL BE READ IN CONJUNCTION WITH ALL RELEVANT MEP,STRUCTURAL DWGS AND PROJECT SPECIFICATIONS. ANY DISCREPANCY SHOULD BE BROUGHT TO THE NOTICE OF ARCHITECT BEFORE IMPLEMENTATION.
4. ALL DOORS & OPENINGS ARE 115 & 230 mm OFFSET FROM THE CORNER U.N.O.
5. ALL INTERNAL TOILETS ARE MECHANICALLY VENTILATED.
6. SHAFT TERMINATION AS PER TYPICAL DETAIL.

LEGEND

FOR PLANS	FOR ELEVATIONS & SECTIONS
TOP TOP OF PARAPET	TOP TOP OF PARAPET
FFL FLOOR FINISH LEVEL	FFL FLOOR FINISH LEVEL
SSL SLAB STRUCTURE LEVEL	SSL SLAB STRUCTURE LEVEL
FPL FINISH PAVING LEVEL	FPL FINISH PAVING LEVEL
FRL FINISH ROAD LEVEL	FRL FINISH ROAD LEVEL
FGL FINISH GROUND LEVEL	FGL FINISH GROUND LEVEL
E1 / B1-1-002 — ELEVATION NO. / SHEET NO. — ELEVATION MARK	S1 / B1-1-002 — SECTION NO. / SHEET NO. — SECTION MARK

REFERENCE DRAWINGS

DRAWING NO.	TITLE
–	–
–	–
–	–
–	–
–	–
–	–
–	–
–	–

REV.NO.	DESCRIPTION	DRAWN	CHECKED	DATE
1.				
0	GOOD FOR CONSTRUCTION			

REVISIONS

CLIENT:

NATIONAL EDUCATION SOCIETY FOR TRIBAL STUDENTS (NESTS)

CONSTRUCTION AGENCY:

Telecommunications Consultants India Limited

ARCHITECTS:

ENARCH Consultants Pvt. Limited.
Consulting Engineers, Planners & Architects
B-66, Sector-63, Noida - 201309 (UP) EMAIL: enarchindia@rediffmail.com, archenarch@gmail.com

PROJECT EKLAVYA MODEL RESIDENTIAL SCHOOL,

NORTH:

BUILDING NAME: GIRL'S HOSTEL (G+2)

DRAWING TITLE: SECOND & TERRACE FLOOR PLAN

DRAWING NUMBER: EMRS-AS13-AR-GH-02

SCALE: 1:125 | SHEET SIZE: A1 | DATE: 30-Aug-22 | REV NO: R0

RELEASED FOR ☐ PRELIMINARY ☐ TENDER ☐ INFORMATION ☐ APPROVAL ☑ TENDER

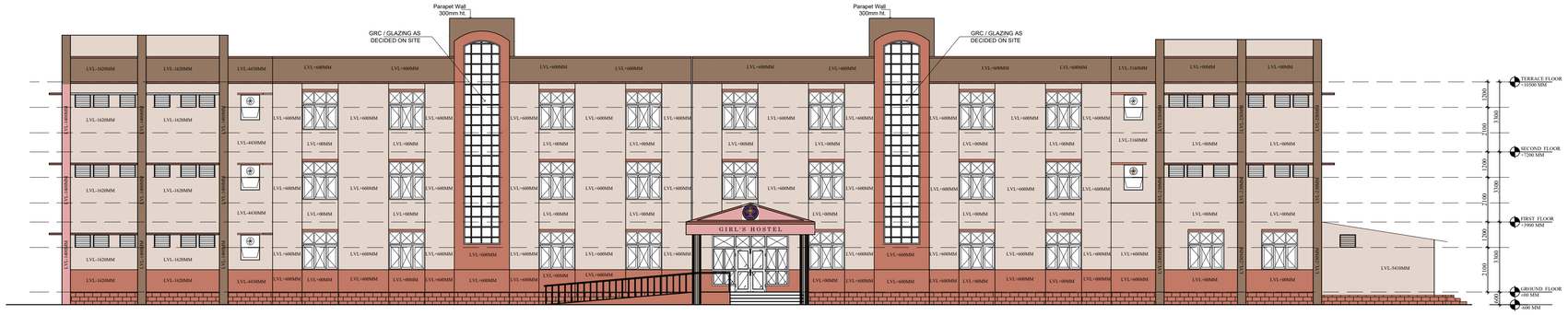

FRONT ELEVATION

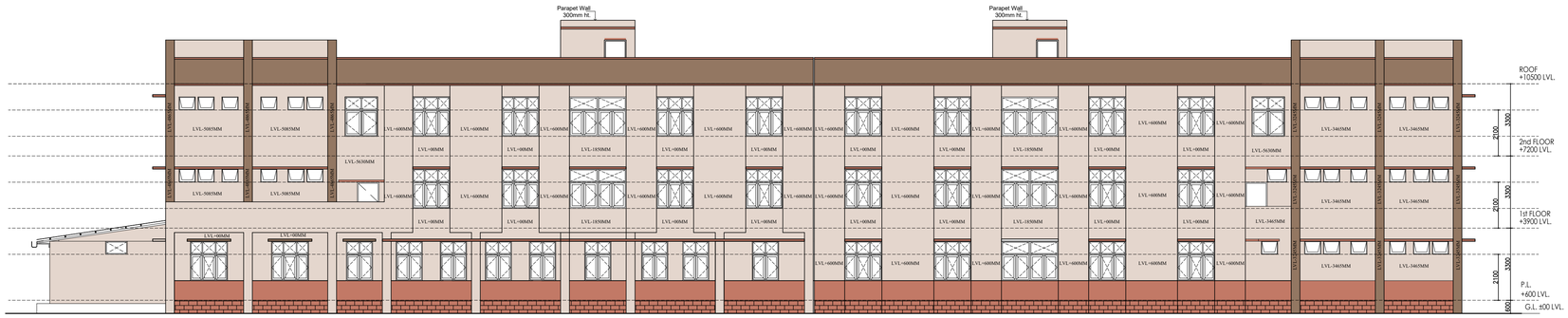

REAR ELEVATION

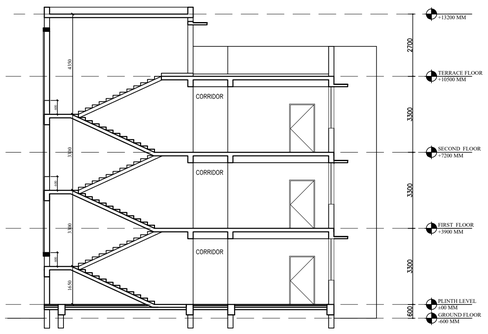

SECTION - A.

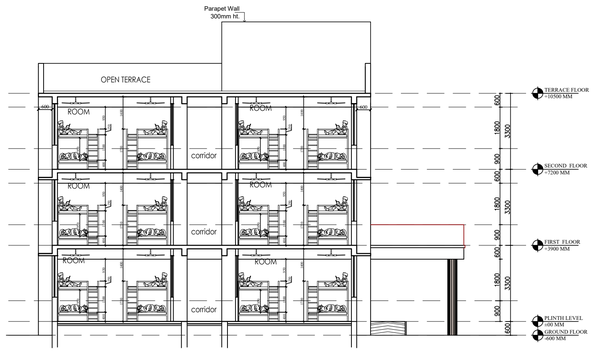

SECTION - B.

DOOR, WINDOW, VENTILATOR, FIXED GLAZING SCHEDULE									
TAG	CLEAR OPENING SIZE	SILL	LINTEL	GF	FF	SF	MUMTY	TOTAL	SPECIFICATION
D1	1500 x 2100	0	2100	1	0	0		1	ALUMINIUM DOOR
D2	750 x 2100	0	2100	15	28	28		71	PRELAMINATED DOOR
D3	900 x 2100	0	2100	3	0	0		3	FLUSH DOOR
D4	1100 x 2100	0	2100	5	8	8		21	FLUSH DOOR
D5	1000 x 2100	0	2100	1	4	2	2	9	PRELAMINATED DOOR
D6	1500 x 2100	0	2100	4	0	0		4	FLUSH DOOR
D7	1200 x 2100	0	2100	1	0	0		1	FLUSH DOOR
CG	4200 x 2400	0	2400	1	0	0		1	COLLAPSIBLE GATE
W1	1700 x 1800	AS PER SITE	B.O.B	21	28	28		77	STANDARD STEEL SECTION
W2	2600 x 1800	AS PER SITE	B.O.B	1	2	2		5	STANDARD STEEL SECTION
W3	1200 x 1800	AS PER SITE	B.O.B	9	0	0		9	STANDARD STEEL SECTION
W5	1500X1800	AS PER SITE	B.O.B	0	0	2		2	STANDARD STEEL SECTION
V1	600X600	AS PER SITE	B.O.B	16	26	26		68	
V2	900 x 1200	AS PER SITE	B.O.B	3	7	6		16	
V3	1000 x 600	AS PER SITE	B.O.B	4	4	4		12	
V4	1500 x 600	2100	B.O.B	1	0	0		1	ALUMINIUM WINDOW
GL	1050 X 2100	300	2400	2	0	0		2	ALUMINIUM WINDOW

THE COPYRIGHT AND PROPERTY OF THIS DESIGN AND DRAWING BELONG TO ENARCH CONSULTANTS PVT. LTD IT MUST NOT BE COPIED OR REPRODUCED IN ANY MANNER WITHOUT THEIR PRIOR WRITTEN CONSENT. A LEGAL ACTION AS PER LAW MAY BE INITIATED AGAINST THE OFFENDER

KEY PLAN

GENERAL NOTES:

1. UNLESS OTHERWISE SPECIFIED, DIMENSIONS ARE IN MILLIMETERS.
2. DRAWING SHALL NOT BE SCALED. ONLY WRITTEN DIMENSIONS SHOULD BE FOLLOWED.
3. THE DRAWINGS SHALL BE READ IN CONJUNCTION WITH ALL RELEVANT MEP,STRUCTURAL DWGS AND PROJECT SPECIFICATIONS. ANY DISCREPANCY SHOULD BE BROUGHT TO THE NOTICE OF ARCHITECT BEFORE IMPLEMENTATION.
4. ALL DOORS & OPENINGS ARE 115 & 230 mm OFFSET FROM THE CORNER U.N.O.
5. ALL INTERNAL TOILETS ARE MECHANICALLY VENTILATED.
6. SHAFT TERMINATION AS PER TYPICAL DETAIL.

LEGEND

FOR PLANS	FOR ELEVATIONS & SECTIONS
TOP TOP OF PARAPET	TOP TOP OF PARAPET
FFL FLOOR FINISH LEVEL	FFL FLOOR FINISH LEVEL
SSL SLAB STRUCTURE LEVEL	SSL SLAB STRUCTURE LEVEL
FPL FINISH PAVING LEVEL	FPL FINISH PAVING LEVEL
FRL FINISH ROAD LEVEL	FRL FINISH ROAD LEVEL
FGL FINISH GROUND LEVEL	FGL FINISH GROUND LEVEL

E1 — ELEVATION NO. / SHEET NO. — 01-1-001 — ELEVATION MARK

S1 — SECTION NO. / SHEET NO. — 01-1-001 — SECTION MARK

REFERENCE DRAWINGS

DRAWING NO.	TITLE
–	–
–	–
–	–
–	–
–	–
–	–
–	–
–	–

REV.NO.	DESCRIPTION	DRAWN	CHECKED	DATE
1.				
0	GOOD FOR CONSTRUCTION			

REVISIONS

CLIENT:

NATIONAL EDUCATION SOCIETY FOR TRIBAL STUDENTS (NESTS)

CONSTRUCTION AGENCY:

Telecommunications Consultants India Limited

ARCHITECTS:

ENARCH Consultants Pvt. Limited.

Consulting Engineers, Planners & Architects
B-66, Sector-63, Noida - 201309 (UP) EMAIL: enarchindia@rediffmail.com, archenarch@gmail.com

PROJECT: EKLAVYA MODEL RESIDENTIAL SCHOOL,

NORTH:

BUILDING NAME: GIRL'S HOSTEL (G+2)

DRAWING TITLE: ELEVATION & SECTIONS

DRAWING NUMBER: EMRS-AS13-AR-GH-03

SCALE: 1:100,125 | SHEET SIZE: A1 | DATE: 30-Aug-22 | REV NO: R0

RELEASED FOR: ☐ PRELIMINARY ☐ TENDER ☐ INFORMATION ☐ APPROVAL ☑ TENDER

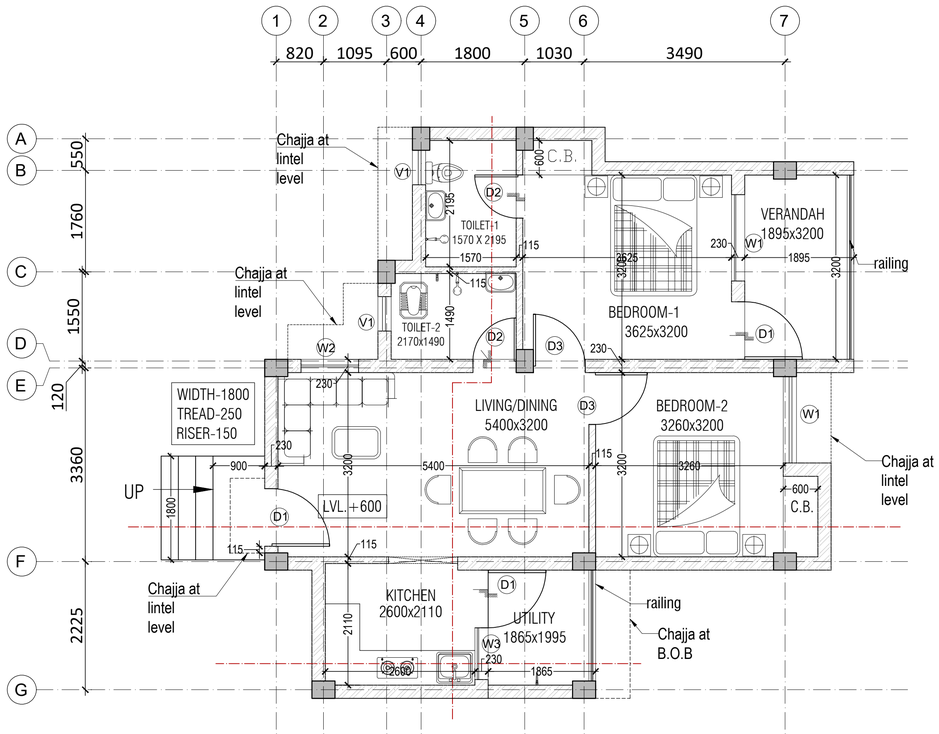

GROUND FLOOR PLAN

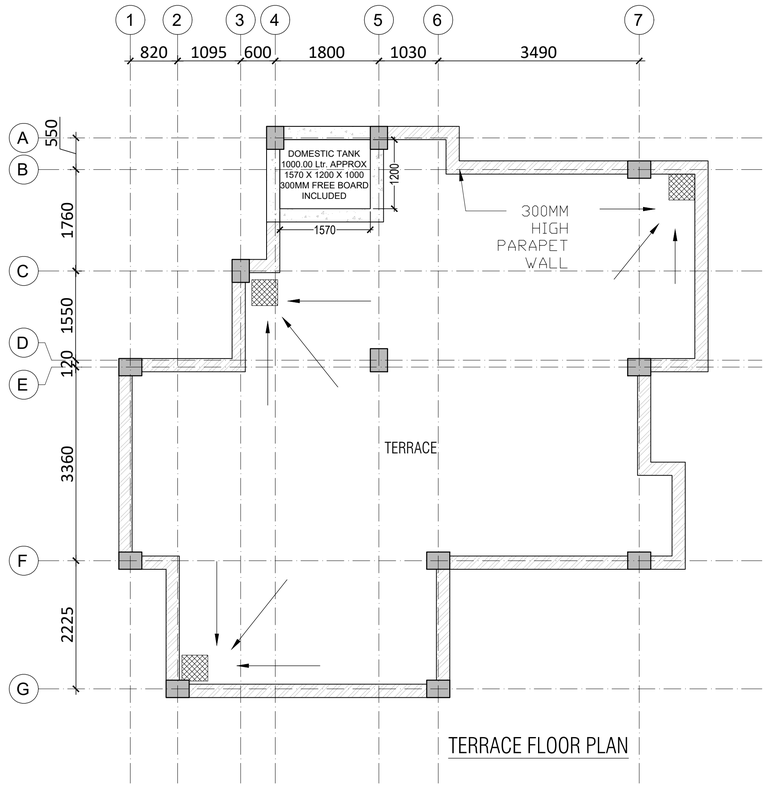

TERRACE FLOOR PLAN

BOYS WARDEN COLOR SCHEME

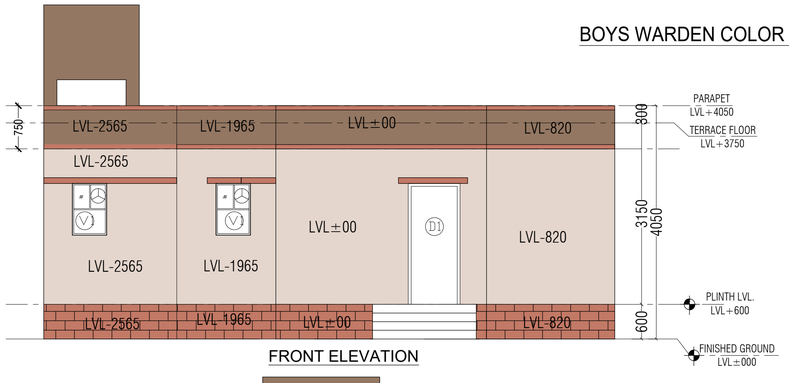

FRONT ELEVATION

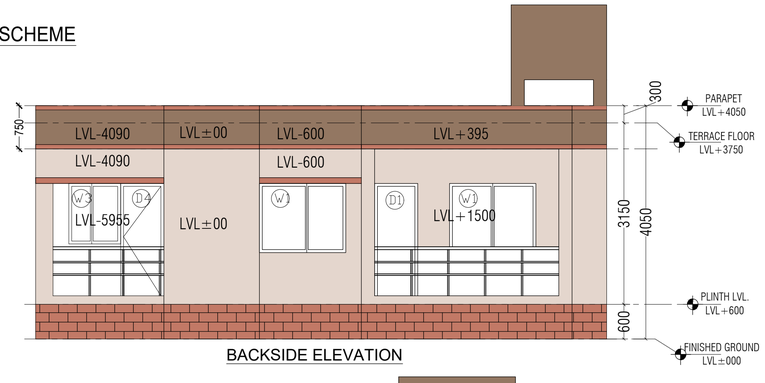

BACKSIDE ELEVATION

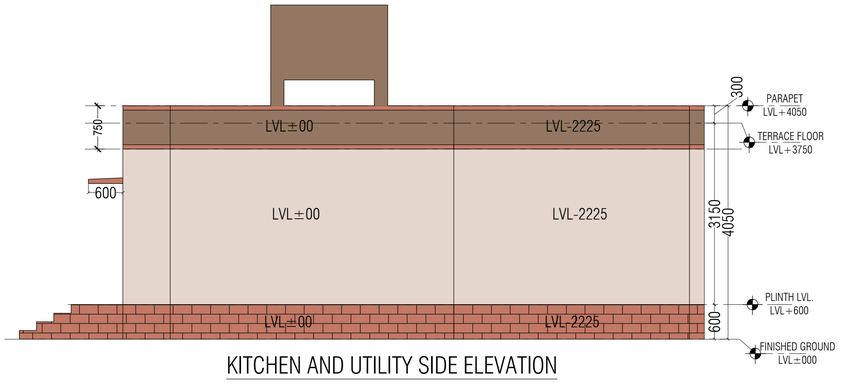

KITCHEN AND UTILITY SIDE ELEVATION

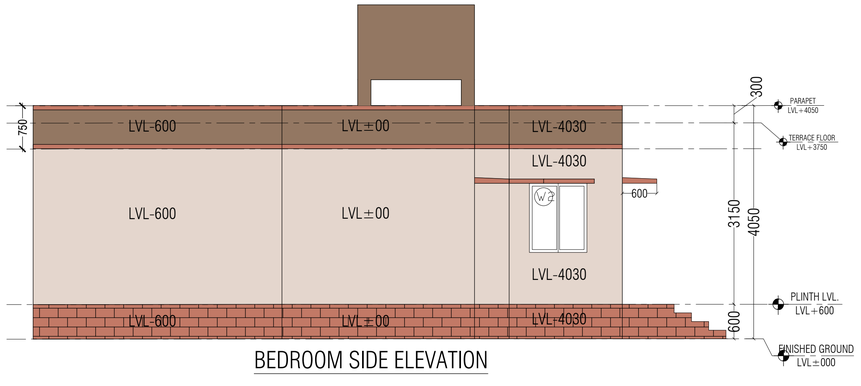

BEDROOM SIDE ELEVATION

THE COPYRIGHT AND PROPERTY OF THIS DESIGN AND DRAWING BELONG TO ENARCH CONSULTANTS PVT. LTD IT MUST NOT BE COPIED OR REPRODUCED IN ANY MANNER WITHOUT THEIR PRIOR WRITTEN CONSENT. A LEGAL ACTION AS PER LAW MAY BE INITIATED AGAINST THE OFFENDER

KEY PLAN

GENERAL NOTES:

1. UNLESS OTHERWISE SPECIFIED, DIMENSIONS ARE IN MILLIMETERS.
2. DRAWING SHALL NOT BE SCALED. ONLY WRITTEN DIMENSIONS SHOULD BE FOLLOWED.
3. THE DRAWINGS SHALL BE READ IN CONJUNCTION WITH ALL RELEVANT MEP,STRUCTURAL DWGS AND PROJECT SPECIFICATIONS. ANY DISCREPANCY SHOULD BE BROUGHT TO THE NOTICE OF ARCHITECT BEFORE IMPLEMENTATION.
4. ALL DOORS & OPENINGS ARE 115 & 230 mm OFFSET FROM THE CORNER U.N.O.
5. ALL INTERNAL TOILETS ARE MECHANICALLY VENTILATED.
6. SHAFT TERMINATION AS PER TYPICAL DETAIL.

LEGEND

FOR PLANS	FOR ELEVATIONS & SECTIONS
TOP TOP OF PARAPET	TOP TOP OF PARAPET
FFL FLOOR FINISH LEVEL	FFL FLOOR FINISH LEVEL
SSL SLAB STRUCTURE LEVEL	SSL SLAB STRUCTURE LEVEL
FPL FINISH PAVING LEVEL	FPL FINISH PAVING LEVEL
FRL FINISH ROAD LEVEL	FRL FINISH ROAD LEVEL
FGL FINISH GROUND LEVEL	FGL FINISH GROUND LEVEL
E1 / 01-1-00? — ELEVATION NO. SHEET NO. — ELEVATION MARK	S1 / 01-1-00? — SECTION NO. SHEET NO. — SECTION MARK

REFERENCE DRAWINGS

DRAWING NO.	TITLE
–	–
–	–
–	–
–	–
–	–
–	–
–	–
–	–

REV.NO.	DESCRIPTION	DRAWN	CHECKED	DATE
1.				
0	GOOD FOR CONSTRUCTION			

REVISIONS

CLIENT:

NATIONAL EDUCATION SOCIETY FOR TRIBAL STUDENTS (NESTS)

CONSTRUCTION AGENCY:

TELECOMMUNICATIONS CONSULTANTS INDIA LIMITED

ARCHITECTS:

ENARCH Consultants Pvt. Limited.
Consulting Engineers, Planners & Architects
B-66, Sector-63, Noida - 201309 (UP) EMAIL:
enarchindia@rediffmail.com,
archenarch@gmail.com

PROJECT: EKLAVYA MODEL RESIDENTIAL SCHOOL,

NORTH:

BUILDING NAME: WARDEN RESIDENCE (G)

DRAWING TITLE: PLAN & ELEVATIONS

DRAWING NUMBER: EMRS-AS13-AR-WR-01

SCALE: 1:50 | SHEET SIZE: A1 | DATE: 15-Feb-22 | REV NO: R0

RELEASED FOR: ☐ PRELIMINARY ☐ TENDER ☐ INFORMATION ☐ APPROVAL ☑ TENDER

GIRLS WARDEN COLOR SCHEME

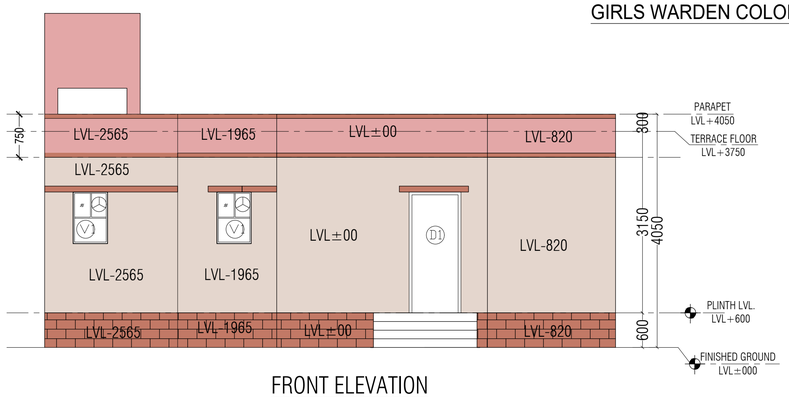

FRONT ELEVATION

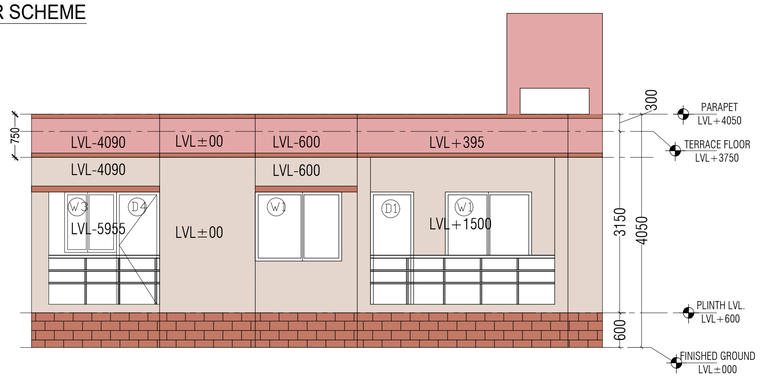

BACKSIDE ELEVATION

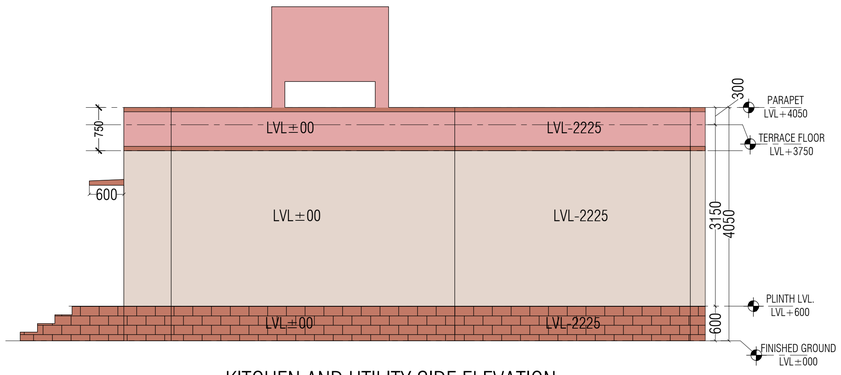

KITCHEN AND UTILITY SIDE ELEVATION

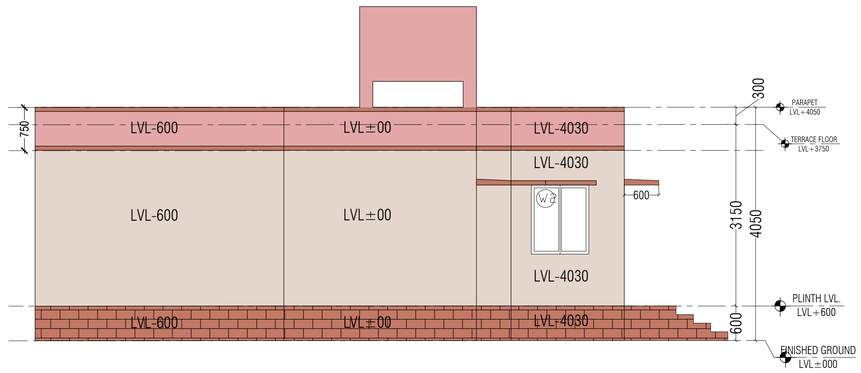

BEDROOM SIDE ELEVATION

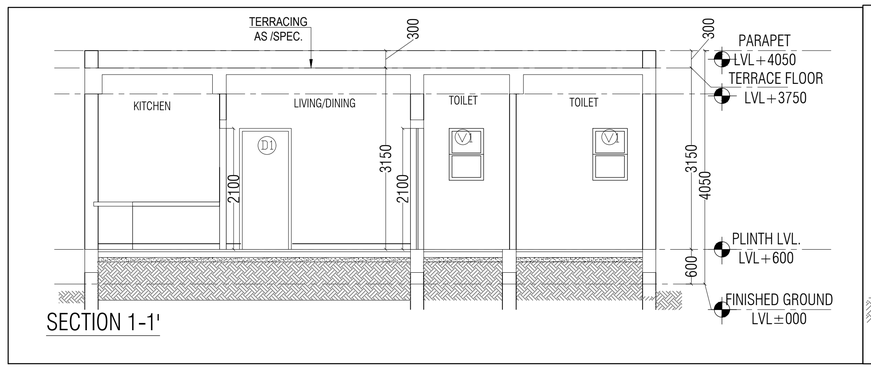

SECTION 1-1'

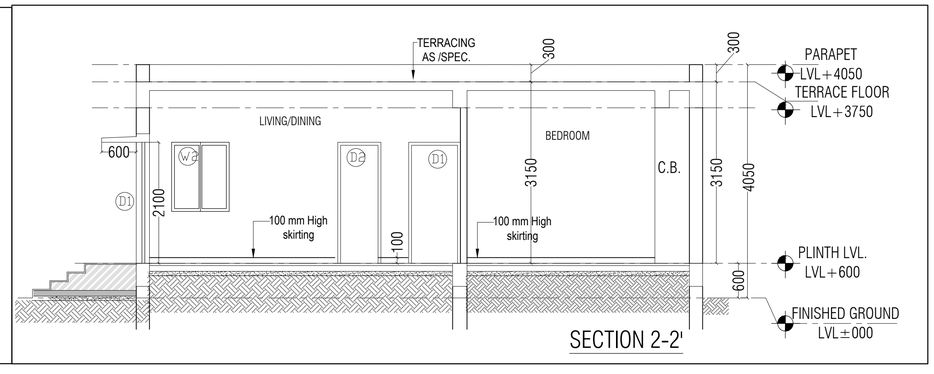

SECTION 2-2'

THE COPYRIGHT AND PROPERTY OF THIS DESIGN AND DRAWING BELONG TO ENARCH CONSULTANTS PVT. LTD IT MUST NOT BE COPIED OR REPRODUCED IN ANY MANNER WITHOUT THEIR PRIOR WRITTEN CONSENT. A LEGAL ACTION AS PER LAW MAY BE INITIATED AGAINST THE OFFENDER

KEY PLAN

GENERAL NOTES:

1. UNLESS OTHERWISE SPECIFIED, DIMENSIONS ARE IN MILLIMETERS.
2. DRAWING SHALL NOT BE SCALED. ONLY WRITTEN DIMENSIONS SHOULD BE FOLLOWED.
3. THE DRAWINGS SHALL BE READ IN CONJUNCTION WITH ALL RELEVANT MEP,STRUCTURAL DWGS AND PROJECT SPECIFICATIONS. ANY DISCREPANCY SHOULD BE BROUGHT TO THE NOTICE OF ARCHITECT BEFORE IMPLEMENTATION.
4. ALL DOORS & OPENINGS ARE 115 & 230 mm OFFSET FROM THE CORNER U.N.O.
5. ALL INTERNAL TOILETS ARE MECHANICALLY VENTILATED.
6. SHAFT TERMINATION AS PER TYPICAL DETAIL.

LEGEND

FOR PLANS	FOR ELEVATIONS & SECTIONS
TOP TOP OF PARAPET	TOP TOP OF PARAPET
FFL FLOOR FINISH LEVEL	FFL FLOOR FINISH LEVEL
SSL SLAB STRUCTURE LEVEL	SSL SLAB STRUCTURE LEVEL
FPL FINISH PAVING LEVEL	FPL FINISH PAVING LEVEL
FRL FINISH ROAD LEVEL	FRL FINISH ROAD LEVEL
FGL FINISH GROUND LEVEL	FGL FINISH GROUND LEVEL

E1 / 01-1-00 — ELEVATION NO. / SHEET NO. — ELEVATION MARK

S1 / 01-1-00 — SECTION NO. / SHEET NO. — SECTION MARK

REFERENCE DRAWINGS

DRAWING NO.	TITLE
–	–
–	–
–	–
–	–
–	–
–	–
–	–
–	–

REV.NO.	DESCRIPTION	DRAWN	CHECKED	DATE
1.				
0	GOOD FOR CONSTRUCTION			

REVISIONS

CLIENT:

NATIONAL EDUCATION SOCIETY FOR TRIBAL STUDENTS (NESTS)

CONSTRUCTION AGENCY:

TELECOMMUNICATIONS CONSULTANTS INDIA LIMITED

ARCHITECTS:

ENARCH Consultants Pvt. Limited.
Consulting Engineers, Planners & Architects
B-66, Sector-63, Noida – 201309 (UP) EMAIL: enarchindia@rediffmail.com, archenarch@gmail.com

PROJECT: EKLAVYA MODEL RESIDENTIAL SCHOOL,

NORTH:

BUILDING NAME: WARDEN RESIDENCE (G)

DRAWING TITLE: ELEVATIONS & SECTIONS

DRAWING NUMBER: EMRS-AS13-AR-WR-02

SCALE: 1:40 | SHEET SIZE: A1 | DATE: 23-Feb-22 | REV NO: R0

RELEASED FOR: ☐ PRELIMINARY ☐ TENDER ☐ INFORMATION ☐ APPROVAL ☑ TENDER

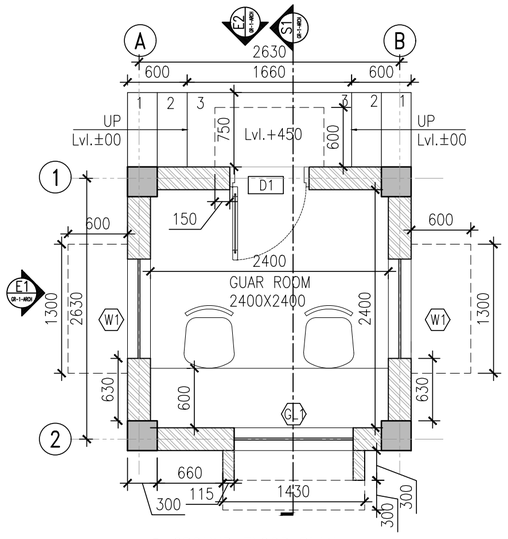

GR G GROUND FLOOR PLAN

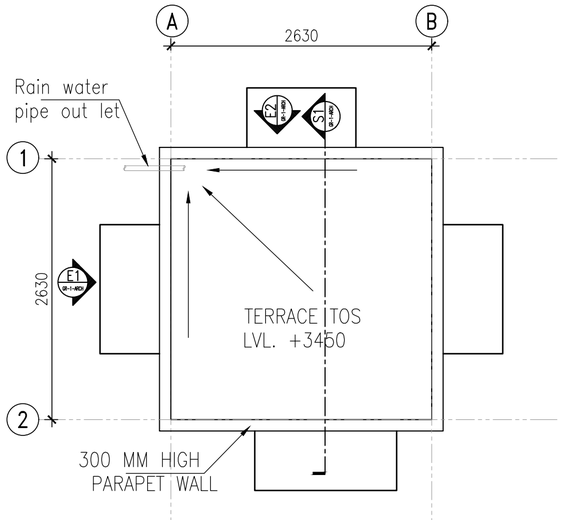

GR G TERRACE LEVEL PLAN

DOOR SCHEDULE

S.NO.	DOOR	SIZE	CILL	LINTEL	REMARKS
1	D1	800X2100	00	2100	flush door

WINDOWSCHEDULE

S.NO.	DOOR	SIZE	CILL	LINTEL	REMARKS
1	W1	1000X1200	900	2100	open window
2	GL	1200X1350	750	2100	fixed window

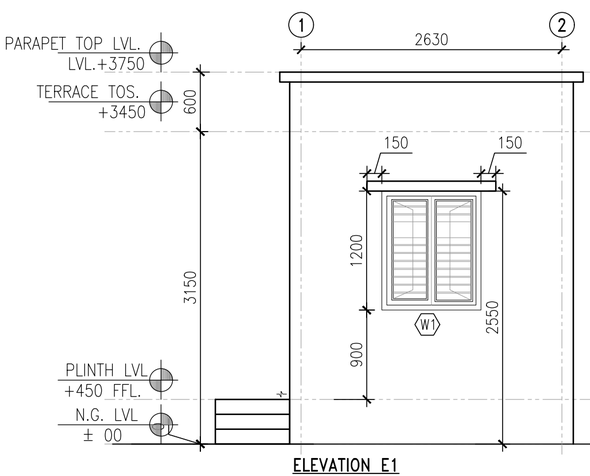

ELEVATION E1

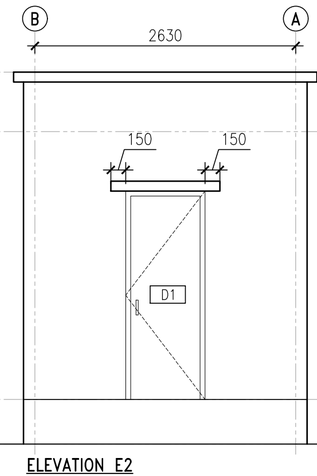

ELEVATION E2

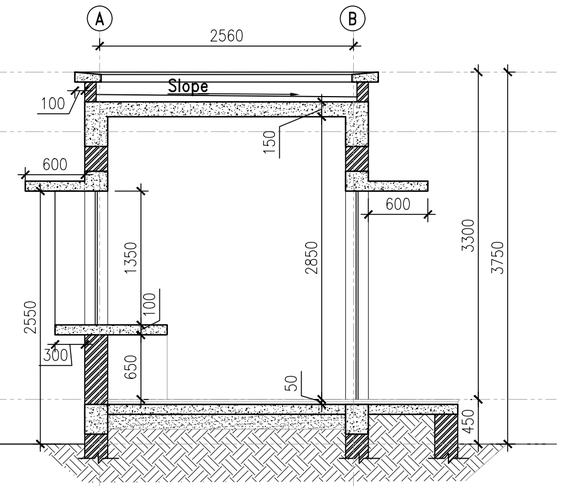

SECTION S1

THE COPYRIGHT AND PROPERTY OF THIS DESIGN AND DRAWING BELONG TO ENARCH CONSULTANTS PVT. LTD IT MUST NOT BE COPIED OR REPRODUCED IN ANY MANNER WITHOUT THEIR PRIOR WRITTEN CONSENT. A LEGAL ACTION AS PER LAW MAY BE INITIATED AGAINST THE OFFENDER

KEY PLAN

GENERAL NOTES:

1. UNLESS OTHERWISE SPECIFIED, DIMENSIONS ARE IN MILLIMETERS.
2. DRAWING SHALL NOT BE SCALED. ONLY WRITTEN DIMENSIONS SHOULD BE FOLLOWED.
3. THE DRAWINGS SHALL BE READ IN CONJUNCTION WITH ALL RELEVANT MEP,STRUCTURAL DWGS AND PROJECT SPECIFICATIONS. ANY DISCREPANCY SHOULD BE BROUGHT TO THE NOTICE OF ARCHITECT BEFORE IMPLEMENTATION.
4. ALL DOORS & OPENINGS ARE 115 & 230 mm OFFSET FROM THE CORNER U.N.O.
5. ALL INTERNAL TOILETS ARE MECHANICALLY VENTILATED.
6. SHAFT TERMINATION AS PER TYPICAL DETAIL.

LEGEND

FOR PLANS
- TOP TOP OF PARAPET
- FFL FLOOR FINISH LEVEL
- SSL SLAB STRUCTURE LEVEL
- FPL FINISH PAVING LEVEL
- FRL FINISH ROAD LEVEL
- FGL FINISH GROUND LEVEL
- E1 / 01-1-002: ELEVATION NO. / SHEET NO. — ELEVATION MARK

FOR ELEVATIONS & SECTIONS
- TOP TOP OF PARAPET
- FFL FLOOR FINISH LEVEL
- SSL SLAB STRUCTURE LEVEL
- FPL FINISH PAVING LEVEL
- FRL FINISH ROAD LEVEL
- FGL FINISH GROUND LEVEL
- S1 / 01-1-002: SECTION NO. / SHEET NO. — SECTION MARK

REFERENCE DRAWINGS

DRAWING NO.	TITLE
–	–
–	–
–	–
–	–
–	–
–	–
–	–
–	–
–	–

REV.NO.	DESCRIPTION	DRAWN	CHECKED	DATE
1.				
0	GOOD FOR CONSTRUCTION			

REVISIONS

CLIENT:
NATIONAL EDUCATION SOCIETY FOR TRIBAL STUDENTS (NESTS)

EXECUTING AGENCY:
Telecommunications Consultants India Limited

ARCHITECTS:
ENARCH Consultants Pvt. Limited.
Consulting Engineers, Planners & Architects
B-66, Sector-63, Noida - 201309 (UP) EMAIL: enarchindia@rediffmail.com, archenarch@gmail.com

PROJECT
EKLAVYA MODEL RESIDENTIAL SCHOOL,

NORTH:

BUILDING NAME: GUARD ROOM(G)

DRAWING TITLE: PLAN, ELEVATION & SECTION

DRAWING NUMBER: EMRS-AS13-AR-GR-01

SCALE: 1:40 | SHEET SIZE: A2 | DATE: 10-Jun-22 | REV NO: R0

RELEASED FOR: ☐ PRELIMINARY ☐ TENDER ☐ INFORMATION ☐ APPROVAL ☑ TENDER

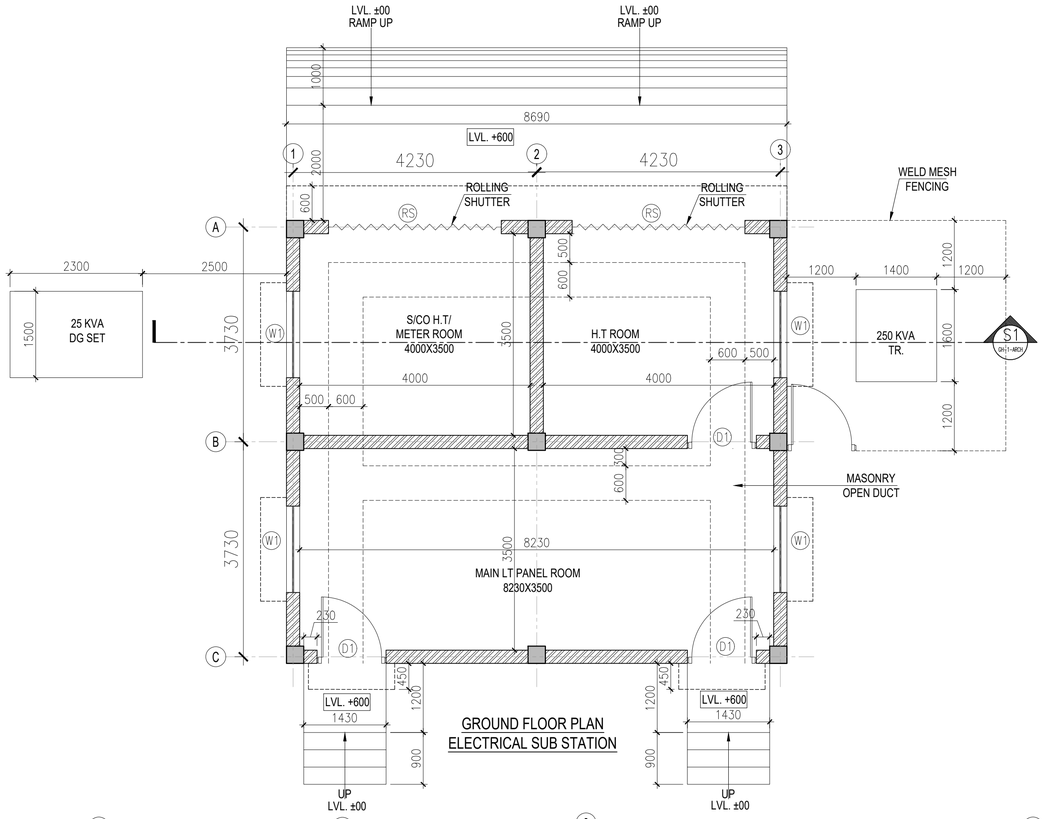

GROUND FLOOR PLAN
ELECTRICAL SUB STATION

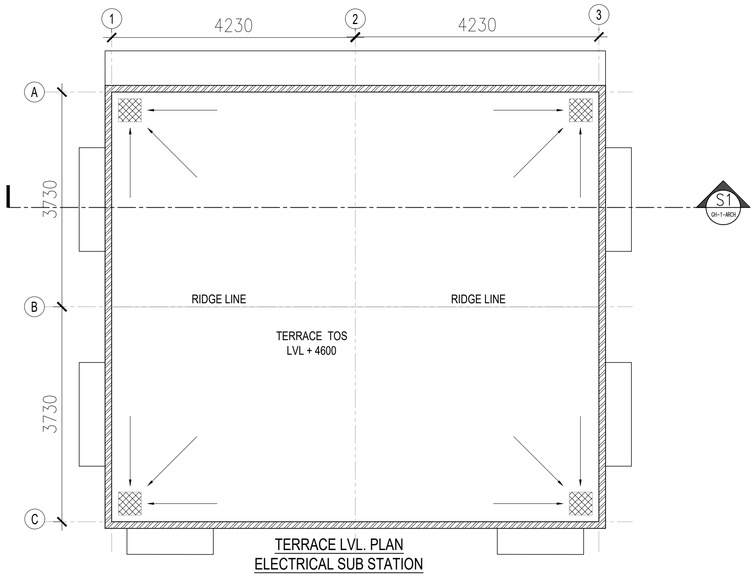

TERRACE LVL. PLAN
ELECTRICAL SUB STATION

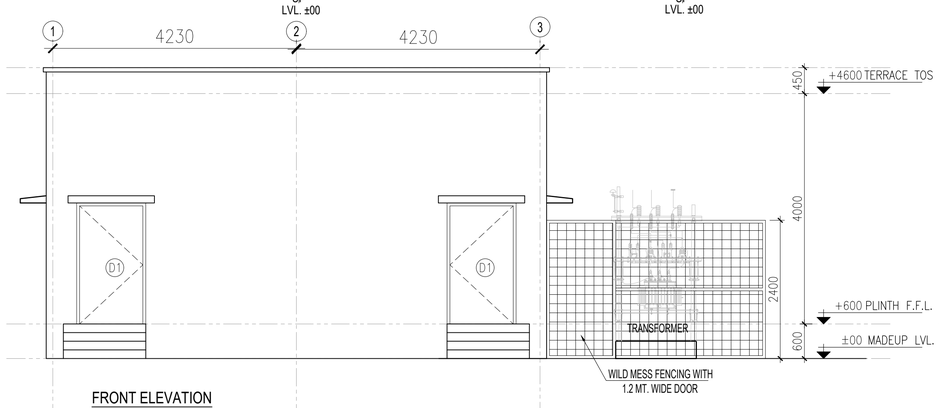

FRONT ELEVATION

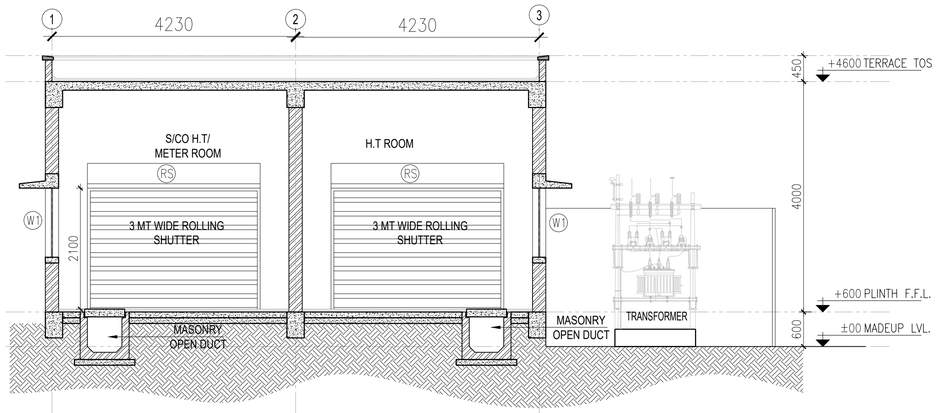

DOORS & WINDOWS SCHEDULE

S.No.	TYPE	SIZE	CILL (MM.)	LINTEL (MM.)
SCHEDULE OF DOORS				
01	D1	1200X2100	±00	+2100
02	RS	3000X2100	±00	+2100
03	W1	1500X1200	+900	+2100

THE COPYRIGHT AND PROPERTY OF THIS DESIGN AND DRAWING BELONG TO ENARCH CONSULTANTS PVT. LTD IT MUST NOT BE COPIED OR REPRODUCED IN ANY MANNER WITHOUT THEIR PRIOR WRITTEN CONSENT. A LEGAL ACTION AS PER LAW MAY BE INITIATED AGAINST THE OFFENDER

KEY PLAN

GENERAL NOTES:
1. UNLESS OTHERWISE SPECIFIED, DIMENSIONS ARE IN MILLIMETERS.
2. DRAWING SHALL NOT BE SCALED. ONLY WRITTEN DIMENSIONS SHOULD BE FOLLOWED.
3. THE DRAWINGS SHALL BE READ IN CONJUNCTION WITH ALL RELEVANT MEP,STRUCTURAL DWGS AND PROJECT SPECIFICATIONS. ANY DISCREPANCY SHOULD BE BROUGHT TO THE NOTICE OF ARCHITECT BEFORE IMPLEMENTATION.
4. ALL DOORS & OPENINGS ARE 115 & 230 mm OFFSET FROM THE CORNER U.N.O.
5. ALL INTERNAL TOILETS ARE MECHANICALLY VENTILATED.
6. SHAFT TERMINATION AS PER TYPICAL DETAIL.

LEGEND

FOR PLANS	FOR ELEVATIONS & SECTIONS
TOP TOP OF PARAPET	TOP TOP OF PARAPET
FFL FLOOR FINISH LEVEL	FFL FLOOR FINISH LEVEL
SSL SLAB STRUCTURE LEVEL	SSL SLAB STRUCTURE LEVEL
FPL FINISH PAVING LEVEL	FPL FINISH PAVING LEVEL
FRL FINISH ROAD LEVEL	FRL FINISH ROAD LEVEL
FGL FINISH GROUND LEVEL	FGL FINISH GROUND LEVEL
E1 / 01-1-002 — ELEVATION NO. / SHEET NO. — ELEVATION MARK	S1 / 01-1-002 — SECTION NO. / SHEET NO. — SECTION MARK

REFERENCE DRAWINGS

DRAWING NO.	TITLE
–	–
–	–
–	–
–	–
–	–
–	–
–	–
–	–

REV.NO.	DESCRIPTION	DRAWN	CHECKED	DATE
1.				
0	GOOD FOR CONSTRUCTION			

REVISIONS

CLIENT:
NATIONAL EDUCATION SOCIETY FOR TRIBAL STUDENTS (NESTS)

EXECUTING AGENCY:
Telecommunications Consultants India Limited

ARCHITECTS:
ENARCH Consultants Pvt. Limited.
Consulting Engineers, Planners & Architects
B-66, Sector-63, Noida - 201309 (UP) EMAIL: enarchindia@rediffmail.com, archenarch@gmail.com

PROJECT
EKLAVYA MODEL RESIDENTIAL SCHOOL,

NORTH:

BUILDING NAME:
ELECTRICAL SUBSTATION

DRAWING TITLE:
PLAN, ELEVATION & SECTION

DRAWING NUMBER:
EMRS-AS13-AR-ESS-01

SCALE: 1:50 | SHEET SIZE: A1 | DATE: 9-Jun-22 | REV NO: R0

RELEASED FOR ☐ PRELIMINARY ☐ TENDER ☐ INFORMATION ☐ APPROVAL ☑ TENDER

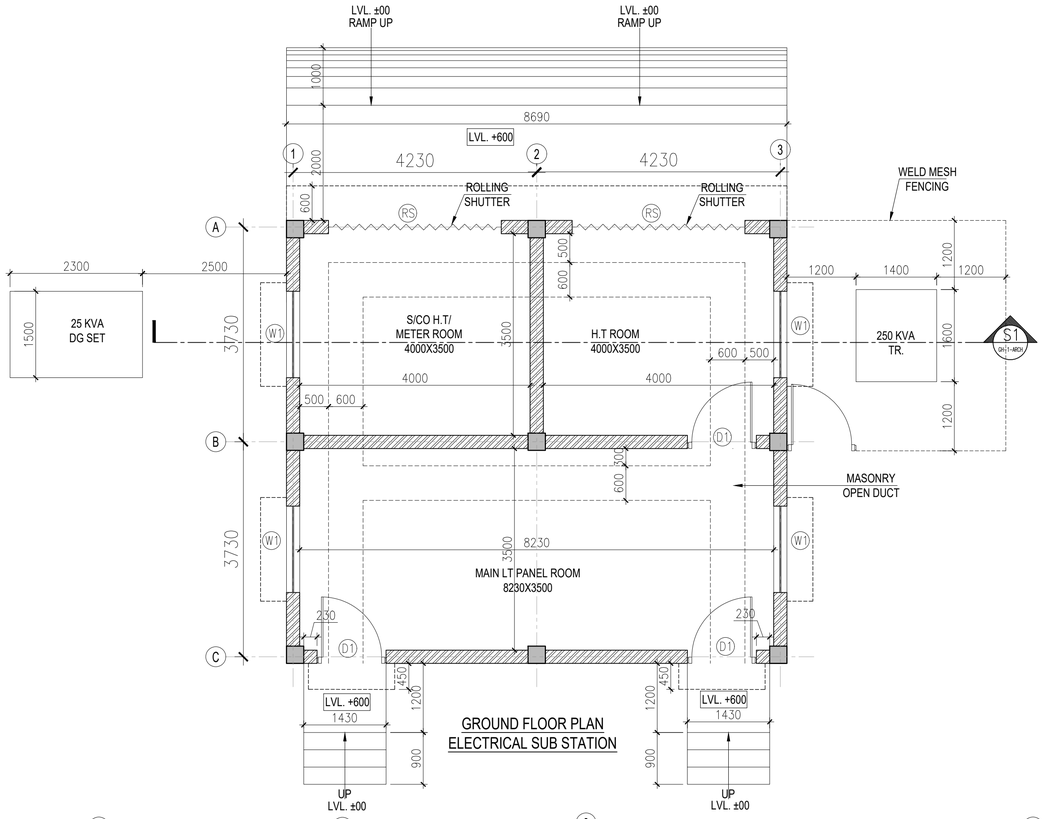

GROUND FLOOR PLAN
ELECTRICAL SUB STATION

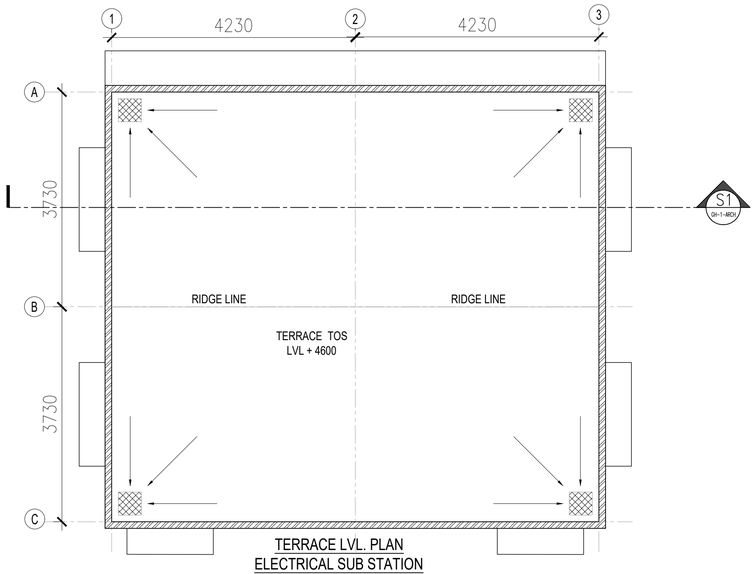

TERRACE LVL. PLAN
ELECTRICAL SUB STATION

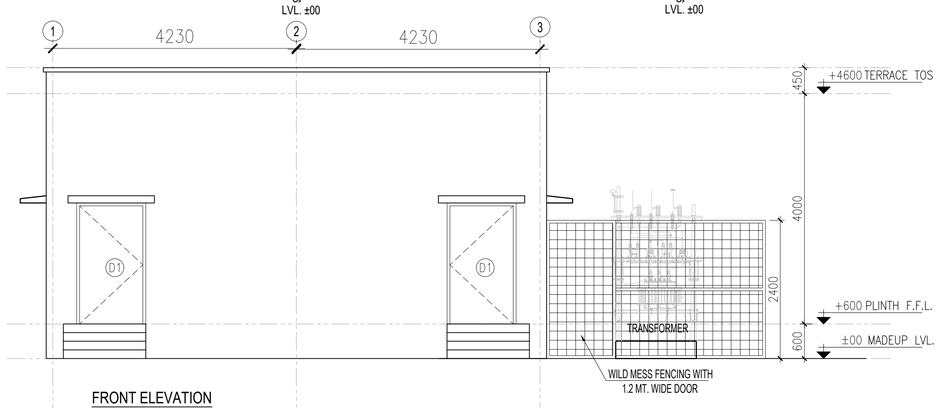

FRONT ELEVATION

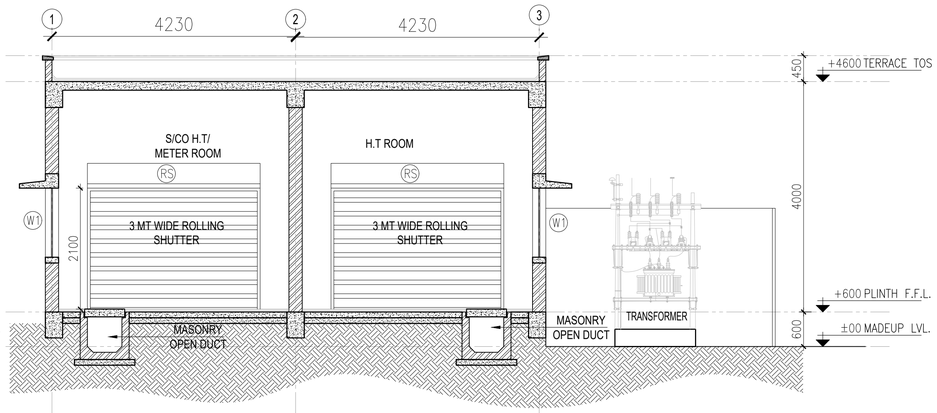

DOORS & WINDOWS SCHEDULE

S.No.	TYPE	SIZE	CILL (MM.)	LINTEL (MM.)
SCHEDULE OF DOORS				
01	D1	1200X2100	±00	+2100
02	RS	3000X2100	±00	+2100
03	W1	1500X1200	+900	+2100

THE COPYRIGHT AND PROPERTY OF THIS DESIGN AND DRAWING BELONG TO ENARCH CONSULTANTS PVT. LTD IT MUST NOT BE COPIED OR REPRODUCED IN ANY MANNER WITHOUT THEIR PRIOR WRITTEN CONSENT. A LEGAL ACTION AS PER LAW MAY BE INITIATED AGAINST THE OFFENDER

KEY PLAN

GENERAL NOTES:
1. UNLESS OTHERWISE SPECIFIED, DIMENSIONS ARE IN MILLIMETERS.
2. DRAWING SHALL NOT BE SCALED. ONLY WRITTEN DIMENSIONS SHOULD BE FOLLOWED.
3. THE DRAWINGS SHALL BE READ IN CONJUNCTION WITH ALL RELEVANT MEP,STRUCTURAL DWGS AND PROJECT SPECIFICATIONS. ANY DISCREPANCY SHOULD BE BROUGHT TO THE NOTICE OF ARCHITECT BEFORE IMPLEMENTATION.
4. ALL DOORS & OPENINGS ARE 115 & 230 mm OFFSET FROM THE CORNER U.N.O.
5. ALL INTERNAL TOILETS ARE MECHANICALLY VENTILATED.
6. SHAFT TERMINATION AS PER TYPICAL DETAIL.

LEGEND

FOR PLANS	FOR ELEVATIONS & SECTIONS
TOP TOP OF PARAPET	TOP TOP OF PARAPET
FFL FLOOR FINISH LEVEL	FFL FLOOR FINISH LEVEL
SSL SLAB STRUCTURE LEVEL	SSL SLAB STRUCTURE LEVEL
FPL FINISH PAVING LEVEL	FPL FINISH PAVING LEVEL
FRL FINISH ROAD LEVEL	FRL FINISH ROAD LEVEL
FGL FINISH GROUND LEVEL	FGL FINISH GROUND LEVEL
E1 ELEVATION NO. SHEET NO. 01-1-002 ELEVATION MARK	S1 SECTION NO. SHEET NO. 01-1-002 SECTION MARK

REFERENCE DRAWINGS

DRAWING NO.	TITLE
–	–
–	–
–	–
–	–
–	–
–	–
–	–
–	–

REV.NO.	DESCRIPTION	DRAWN	CHECKED	DATE
1.				
0	GOOD FOR CONSTRUCTION			

REVISIONS

CLIENT:
NATIONAL EDUCATION SOCIETY FOR TRIBAL STUDENTS (NESTS)

EXECUTING AGENCY:
Telecommunications Consultants India Limited

ARCHITECTS:
ENARCH Consultants Pvt. Limited.
Consulting Engineers, Planners & Architects
B-66, Sector-63, Noida - 201309 (UP) EMAIL: enarchindia@rediffmail.com, archenarch@gmail.com

PROJECT
EKLAVYA MODEL RESIDENTIAL SCHOOL,

NORTH:

BUILDING NAME:
ELECTRICAL SUBSTATION

DRAWING TITLE:
PLAN, ELEVATION & SECTION

DRAWING NUMBER:
EMRS-AS13-AR-ESS-01

SCALE: 1:50 | SHEET SIZE: A1 | DATE: 9-Jun-22 | REV NO: R0

RELEASED FOR ☐ PRELIMINARY ☐ TENDER ☐ INFORMATION ☐ APPROVAL ☑ TENDER

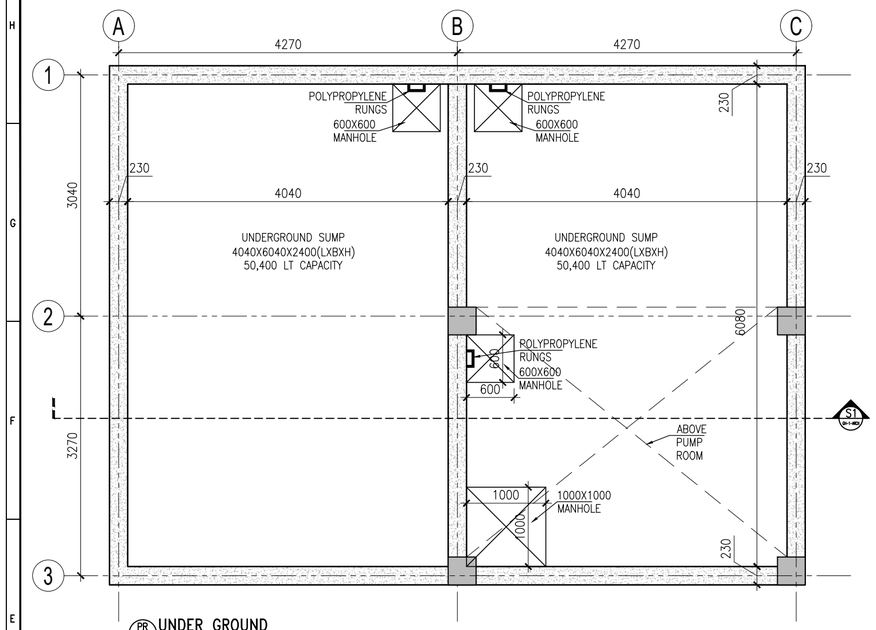

PR G UNDER GROUND LVL. PLAN

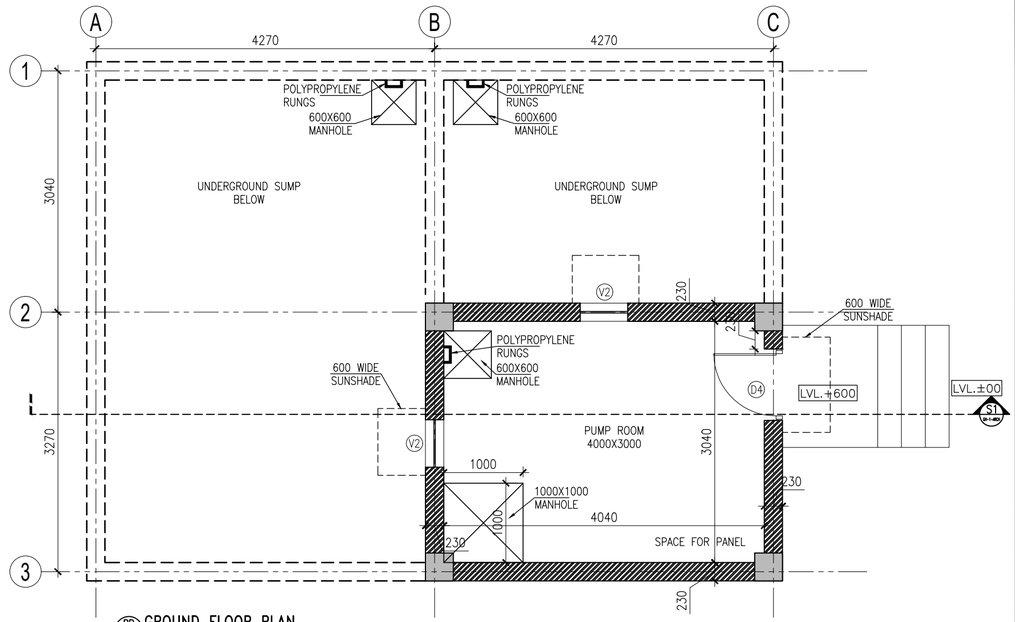

PR G GROUND FLOOR PLAN

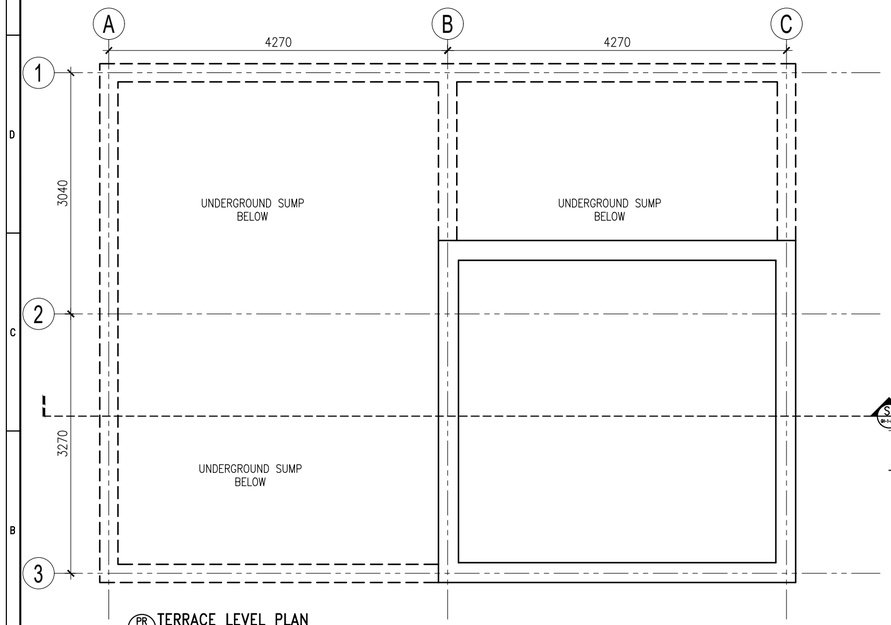

PR G TERRACE LEVEL PLAN

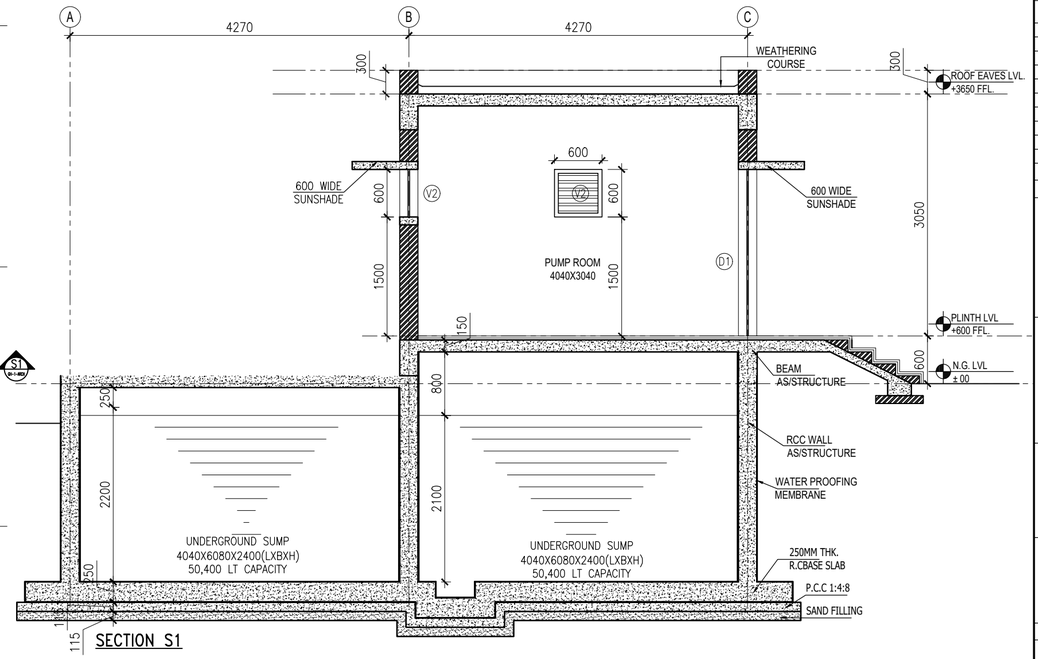

SECTION S1

PUMP ROOM						
SR. NO.	TYPE	DESCRIPTION	SIZE	CILL LEVLE	GROUND FLOOR	FRAME SIZE
01.	D4	DOOR	900X2100	--	01	T-IRON FRAME 40X40X6 MM
02.	V2	VENTILATOR	600X600	1500	02	STEEL GLAZED WINDOW Z-WINDOW
			GRAND TOTAL		03	

THE COPYRIGHT AND PROPERTY OF THIS DESIGN AND DRAWING BELONG TO ENARCH CONSULTANTS PVT. LTD IT MUST NOT BE COPIED OR REPRODUCED IN ANY MANNER WITHOUT THEIR PRIOR WRITTEN CONSENT. A LEGAL ACTION AS PER LAW MAY BE INITIATED AGAINST THE OFFENDER

KEY PLAN

GENERAL NOTES:

1. UNLESS OTHERWISE SPECIFIED, DIMENSIONS ARE IN MILLIMETERS.
2. DRAWING SHALL NOT BE SCALED. ONLY WRITTEN DIMENSIONS SHOULD BE FOLLOWED.
3. THE DRAWINGS SHALL BE READ IN CONJUNCTION WITH ALL RELEVANT MEP,STRUCTURAL DWGS AND PROJECT SPECIFICATIONS. ANY DISCREPANCY SHOULD BE BROUGHT TO THE NOTICE OF ARCHITECT BEFORE IMPLEMENTATION.
4. ALL DOORS & OPENINGS ARE 115 & 230 mm OFFSET FROM THE CORNER U.N.O.
5. ALL INTERNAL TOILETS ARE MECHANICALLY VENTILATED.
6. SHAFT TERMINATION AS PER TYPICAL DETAIL.

LEGEND

FOR PLANS
- TOP TOP OF PARAPET
- FFL FLOOR FINISH LEVEL
- SSL SLAB STRUCTURE LEVEL
- FPL FINISH PAVING LEVEL
- FRL FINISH ROAD LEVEL
- FGL FINISH GROUND LEVEL
- E1 / 81-1-002: ELEVATION NO. / SHEET NO. — ELEVATION MARK

FOR ELEVATIONS & SECTIONS
- TOP TOP OF PARAPET
- FFL FLOOR FINISH LEVEL
- SSL SLAB STRUCTURE LEVEL
- FPL FINISH PAVING LEVEL
- FRL FINISH ROAD LEVEL
- FGL FINISH GROUND LEVEL
- S1 / 81-1-002: SECTION NO. / SHEET NO. — SECTION MARK

REFERENCE DRAWINGS

DRAWING NO.	TITLE
–	–
–	–
–	–
–	–
–	–
–	–
–	–
–	–
–	–

REV.NO.	DESCRIPTION	DRAWN	CHECKED	DATE
1.				
0	GOOD FOR CONSTRUCTION			

REVISIONS

CLIENT:

NATIONAL EDUCATION SOCIETY FOR TRIBAL STUDENTS (NESTS)

EXECUTING AGENCY:

Telecommunications Consultants India Limited

ARCHITECTS:

ENARCH Consultants Pvt. Limited.
Consulting Engineers, Planners & Architects
B-66, Sector-63, Noida - 201309 (UP) EMAIL: enarchindia@rediffmail.com, archenarch@gmail.com

PROJECT
EKLAVYA MODEL RESIDENTIAL SCHOOL,

NORTH:

BUILDING NAME: PUMP ROOM

DRAWING TITLE: PLAN & SECTION

DRAWING NUMBER: EMRS-AS13-AR-PR-GR-01

SCALE: 1:50 | SHEET SIZE: A2 | DATE: 10-Jun-22 | REV NO: R0

RELEASED FOR: ☐ PRELIMINARY ☐ TENDER ☐ INFORMATION ☐ APPROVAL ☑ TENDER

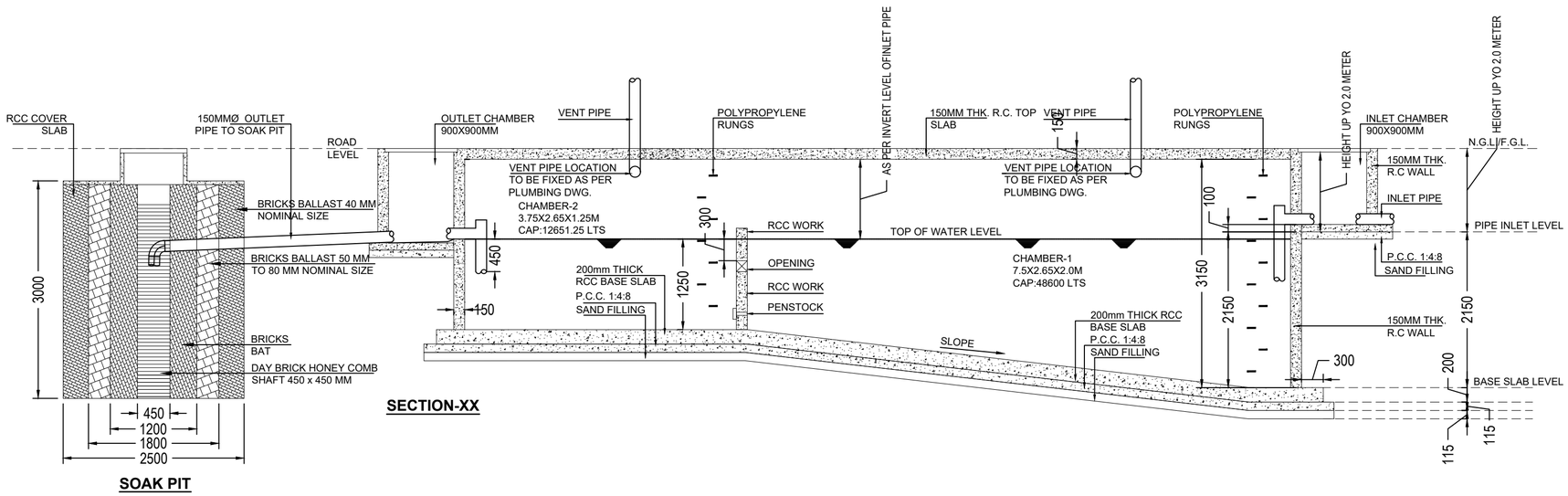

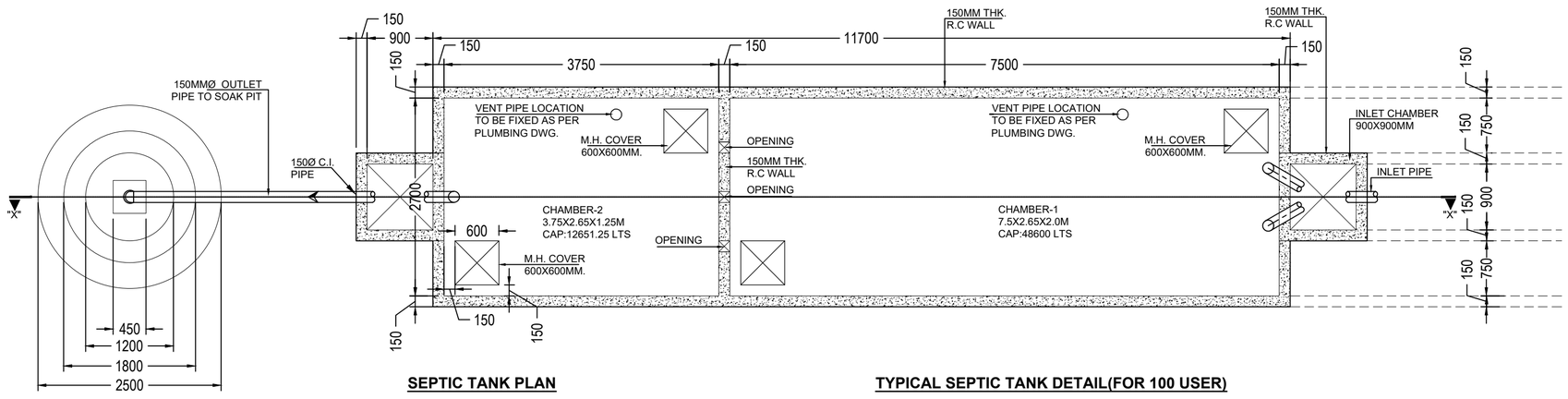

THE COPYRIGHT AND PROPERTY OF THIS DESIGN AND DRAWING BELONG TO ENARCH CONSULTANTS PVT. LTD IT MUST NOT BE COPIED OR REPRODUCED IN ANY MANNER WITHOUT THEIR PRIOR WRITTEN CONSENT. A LEGAL ACTION AS PER LAW MAY BE INITIATED AGAINST THE OFFENDER

KEY PLAN

GENERAL NOTES:

1. UNLESS OTHERWISE SPECIFIED, DIMENSIONS ARE IN MILLIMETERS.
2. DRAWING SHALL NOT BE SCALED. ONLY WRITTEN DIMENSIONS SHOULD BE FOLLOWED.
3. THE DRAWINGS SHALL BE READ IN CONJUNCTION WITH ALL RELEVANT MEP,STRUCTURAL DWGS AND PROJECT SPECIFICATIONS. ANY DISCREPANCY SHOULD BE BROUGHT TO THE NOTICE OF ARCHITECT BEFORE IMPLEMENTATION.
4. ALL DOORS & OPENINGS ARE 115 & 230 mm OFFSET FROM THE CORNER U.N.O.
5. ALL INTERNAL TOILETS ARE MECHANICALLY VENTILATED.
6. SHAFT TERMINATION AS PER TYPICAL DETAIL.

LEGEND

FOR PLANS	FOR ELEVATIONS & SECTIONS
TOP TOP OF PARAPET	TOP TOP OF PARAPET
FFL FLOOR FINISH LEVEL	FFL FLOOR FINISH LEVEL
SSL SLAB STRUCTURE LEVEL	SSL SLAB STRUCTURE LEVEL
FPL FINISH PAVING LEVEL	FPL FINISH PAVING LEVEL
FRL FINISH ROAD LEVEL	FRL FINISH ROAD LEVEL
FGL FINISH GROUND LEVEL	FGL FINISH GROUND LEVEL
E1 / 01-1-002 — ELEVATION NO. / SHEET NO. — ELEVATION MARK	S1 / 01-1-002 — SECTION NO. / SHEET NO. — SECTION MARK

REFERENCE DRAWINGS

DRAWING NO.	TITLE
–	–
–	–
–	–
–	–
–	–
–	–
–	–
–	–

REV.NO.	DESCRIPTION	DRAWN	CHECKED	DATE
1.				
0	GOOD FOR CONSTRUCTION			

REVISIONS

CLIENT:

NATIONAL EDUCATION SOCIETY FOR TRIBAL STUDENTS (NESTS)

EXECUTING AGENCY:

Telecommunications Consultants India Limited

ARCHITECTS:

ENARCH Consultants Pvt. Limited.

Consulting Engineers, Planners & Architects B-66, Sector-63, Noida - 201309 (UP) EMAIL: enarchindia@rediffmail.com, archenarch@gmail.com

PROJECT

EKLAVYA MODEL RESIDENTIAL SCHOOL,

NORTH:

BUILDING NAME: SEPTIC TANK (FOR 100 USER)

DRAWING TITLE: PLAN & SECTION

DRAWING NUMBER: EMRS-AS13-AR-STP-GR-01

SCALE: 1:50 | SHEET SIZE: A2 | DATE: 23-May-22 | REV NO: R0

RELEASED FOR ☐ PRELIMINARY ☐ TENDER ☐ INFORMATION ☐ APPROVAL ☑ TENDER

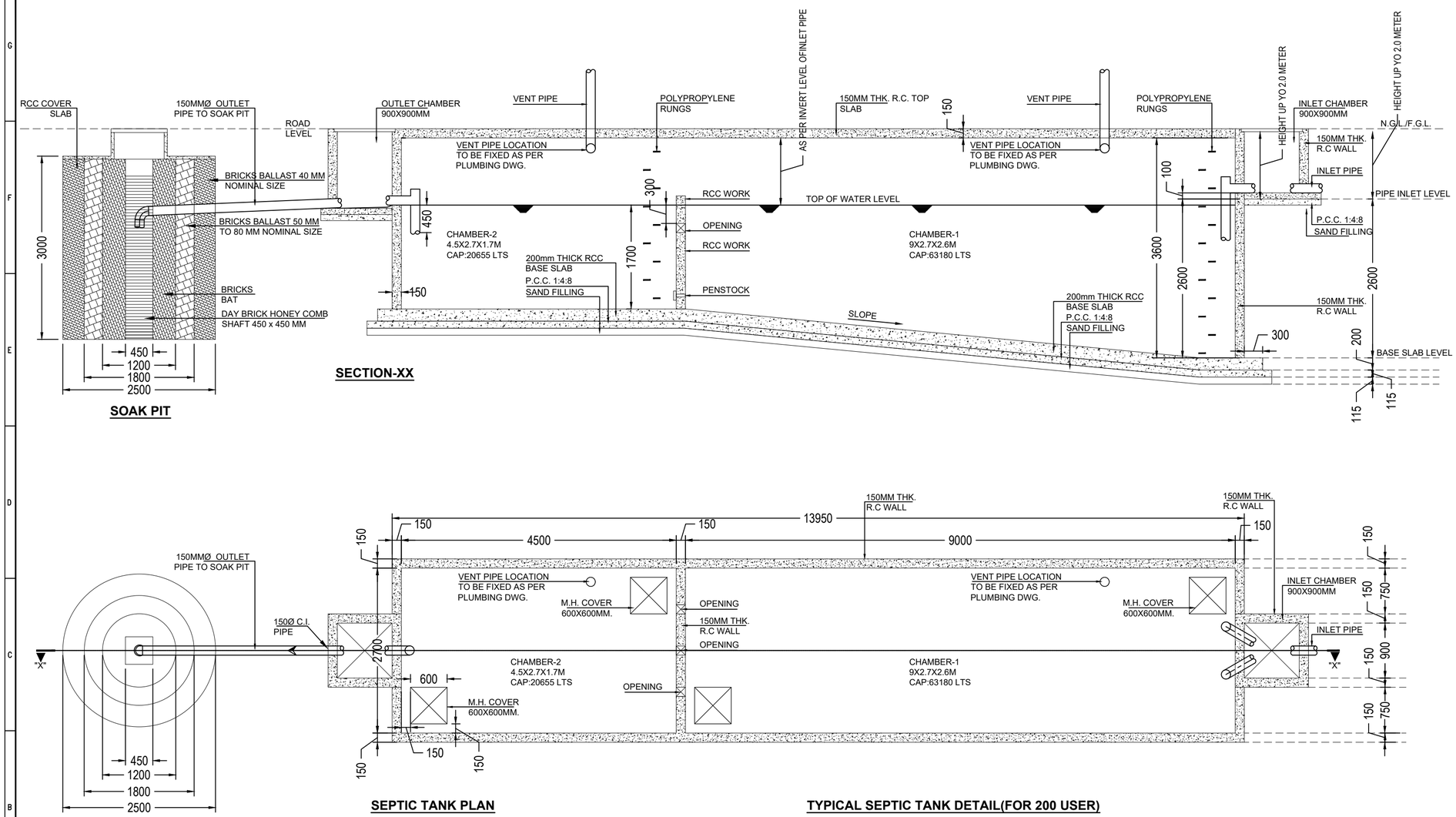

THE COPYRIGHT AND PROPERTY OF THIS DESIGN AND DRAWING BELONG TO ENARCH CONSULTANTS PVT. LTD IT MUST NOT BE COPIED OR REPRODUCED IN ANY MANNER WITHOUT THEIR PRIOR WRITTEN CONSENT. A LEGAL ACTION AS PER LAW MAY BE INITIATED AGAINST THE OFFENDER

KEY PLAN

GENERAL NOTES:

1. UNLESS OTHERWISE SPECIFIED, DIMENSIONS ARE IN MILLIMETERS.
2. DRAWING SHALL NOT BE SCALED. ONLY WRITTEN DIMENSIONS SHOULD BE FOLLOWED.
3. THE DRAWINGS SHALL BE READ IN CONJUNCTION WITH ALL RELEVANT MEP,STRUCTURAL DWGS AND PROJECT SPECIFICATIONS. ANY DISCREPANCY SHOULD BE BROUGHT TO THE NOTICE OF ARCHITECT BEFORE IMPLEMENTATION.
4. ALL DOORS & OPENINGS ARE 115 & 230 mm OFFSET FROM THE CORNER U.N.O.
5. ALL INTERNAL TOILETS ARE MECHANICALLY VENTILATED.
6. SHAFT TERMINATION AS PER TYPICAL DETAIL.

LEGEND

FOR PLANS	FOR ELEVATIONS & SECTIONS
TOP TOP OF PARAPET	TOP TOP OF PARAPET
FFL FLOOR FINISH LEVEL	FFL FLOOR FINISH LEVEL
SSL SLAB STRUCTURE LEVEL	SSL SLAB STRUCTURE LEVEL
FPL FINISH PAVING LEVEL	FPL FINISH PAVING LEVEL
FRL FINISH ROAD LEVEL	FRL FINISH ROAD LEVEL
FGL FINISH GROUND LEVEL	FGL FINISH GROUND LEVEL
E1 / 01-1-002: ELEVATION NO. / SHEET NO. — ELEVATION MARK	S1 / 01-1-002: SECTION NO. / SHEET NO. — SECTION MARK

REFERENCE DRAWINGS

DRAWING NO.	TITLE
–	–
–	–
–	–
–	–
–	–
–	–
–	–
–	–

REV.NO.	DESCRIPTION	DRAWN	CHECKED	DATE
1.				
0	GOOD FOR CONSTRUCTION			

REVISIONS

CLIENT:

NATIONAL EDUCATION SOCIETY FOR TRIBAL STUDENTS (NESTS)

EXECUTING AGENCY:

Telecommunications Consultants India Limited

ARCHITECTS:

ENARCH Consultants Pvt. Limited.

Consulting Engineers, Planners & Architects B-66, Sector-63, Noida - 201309 (UP) EMAIL: enarchindia@rediffmail.com, archenarch@gmail.com

PROJECT

EKLAVYA MODEL RESIDENTIAL SCHOOL,

NORTH:

BUILDING NAME: SEPTIC TANK (FOR 200 USER)

DRAWING TITLE: PLAN & SECTION

DRAWING NUMBER: EMRS-AS13-AR-STP-GR-02

SCALE: 1:50 | SHEET SIZE: A2 | DATE: 23-May-22 | REV NO: R0

RELEASED FOR ☐ PRELIMINARY ☑ TENDER ☐ INFORMATION ☐ APPROVAL ☐ CONSTRUCTION

AREA STATEMENT	
UNIT TYPE- PRINCIPAL QUARTER	
TOTAL NOS OF UNIT-1	
DETAILS	AREA (in Sqm)
MAIN UNIT	
ONE UNIT AREA	127.89
VARANDAH AREA	2.90
TOTAL UNIT AREA	130.79
ENTRANCE PORCH AREA (AREA/2)	3.16

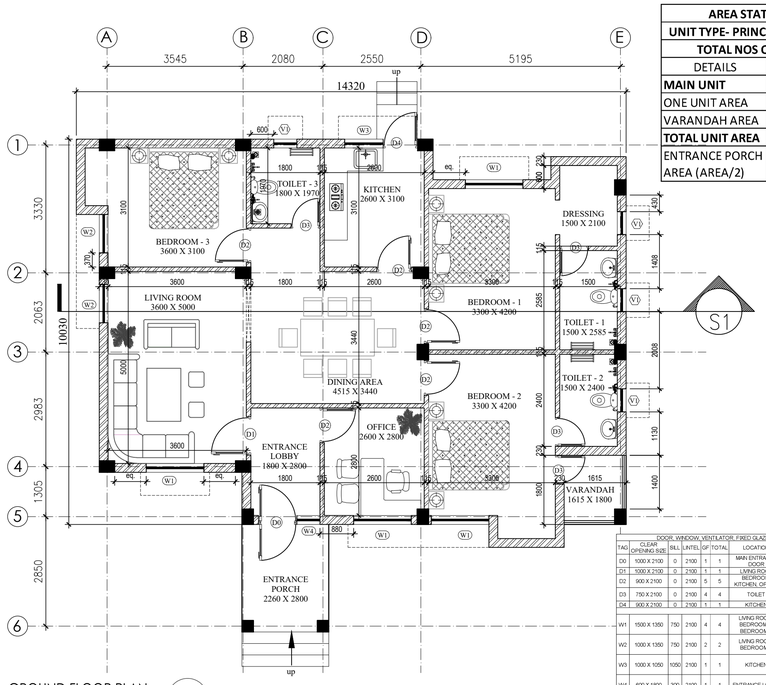

GROUND FLOOR PLAN

DOOR, WINDOW, VENTILATOR, FIXED GLAZING, GRILL SCHEDULE							
TAG	CLEAR OPENING SIZE	SILL	LINTEL	GF	TOTAL	LOCATION	MATERIAL	COMMENTS
D0	1000 X 2100	0	2100	1	1	MAIN ENTRANCE DOOR	FLUSH DOOR	SINGLE LEAF
D1	1000 X 2100	0	2100	1	1	LIVING ROOM	FLUSH DOOR	SINGLE LEAF
D2	900 X 2100	0	2100	5	5	BEDROOM, KITCHEN, OFFICE	FLUSH DOOR	SINGLE LEAF
D3	750 X 2100	0	2100	4	4	TOILET	PRELAMINATED DOOR	SINGLE LEAF
D4	900 X 2100	0	2100	1	1	KITCHEN	FLUSH DOOR	SINGLE LEAF
W1	1500 X 1350	750	2100	4	4	LIVING ROOM, BEDROOM-1, BEDROOM-2	STANDARD STEEL SECTION	
W2	1000 X 1350	750	2100	2	2	LIVING ROOM, BEDROOM-3	STANDARD STEEL SECTION	
W3	1000 X 1050	1050	2100	1	1	KITCHEN	STANDARD STEEL SECTION	
W4	600 X 1800	300	2100	1	1	ENTRANCE LOBBY	STANDARD STEEL SECTION	
V1	600 X 750	1350	2100	4	4	TOILET	STANDARD STEEL SECTION	

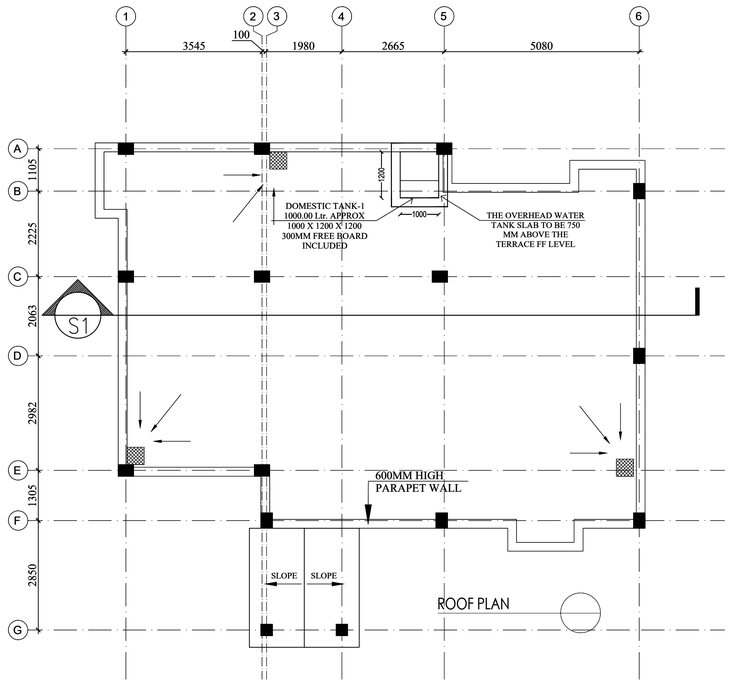

ROOF PLAN

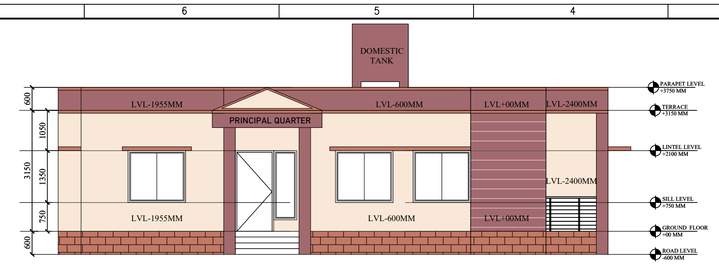

FRONT ELEVATION E-01

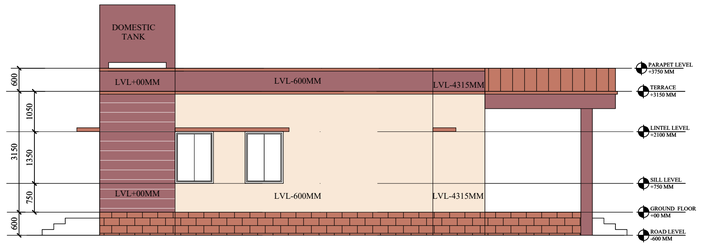

LEFT SIDE ELEVATION E-02

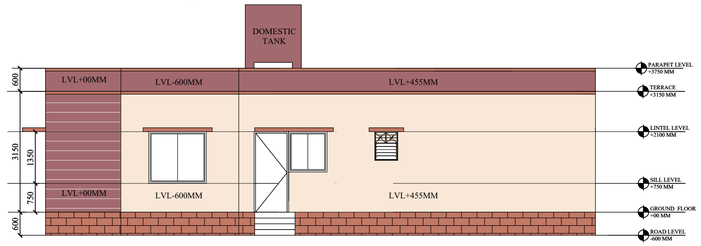

REAR SIDE ELEVATION E-03

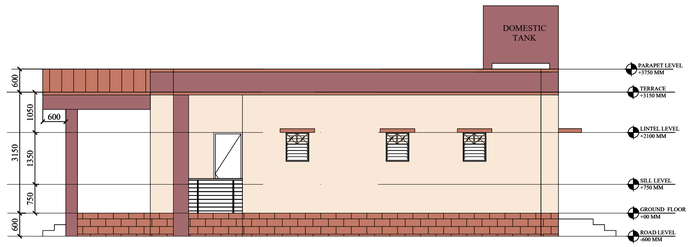

RIGHT SIDE ELEVATION E-04

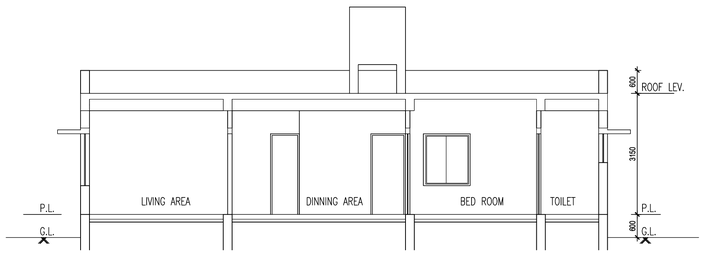

SECTION S1

THE COPYRIGHT AND PROPERTY OF THIS DESIGN AND DRAWING BELONG TO ENARCH CONSULTANTS PVT. LTD IT MUST NOT BE COPIED OR REPRODUCED IN ANY MANNER WITHOUT THEIR PRIOR WRITTEN CONSENT. A LEGAL ACTION AS PER LAW MAY BE INITIATED AGAINST THE OFFENDER

KEY PLAN

GENERAL NOTES:

1. UNLESS OTHERWISE SPECIFIED, DIMENSIONS ARE IN MILLIMETERS.
2. DRAWING SHALL NOT BE SCALED. ONLY WRITTEN DIMENSIONS SHOULD BE FOLLOWED.
3. THE DRAWINGS SHALL BE READ IN CONJUNCTION WITH ALL RELEVANT MEP,STRUCTURAL DWGS AND PROJECT SPECIFICATIONS. ANY DISCREPANCY SHOULD BE BROUGHT TO THE NOTICE OF ARCHITECT BEFORE IMPLEMENTATION.
4. ALL DOORS & OPENINGS ARE 115 & 230 mm OFFSET FROM THE CORNER U.N.O.
5. ALL INTERNAL TOILETS ARE MECHANICALLY VENTILATED.
6. SHAFT TERMINATION AS PER TYPICAL DETAIL.

LEGEND

FOR PLANS	FOR ELEVATIONS & SECTIONS
TOP TOP OF PARAPET	TOP TOP OF PARAPET
FFL FLOOR FINISH LEVEL	FFL FLOOR FINISH LEVEL
SSL SLAB STRUCTURE LEVEL	SSL SLAB STRUCTURE LEVEL
FPL FINISH PAVING LEVEL	FPL FINISH PAVING LEVEL
FRL FINISH ROAD LEVEL	FRL FINISH ROAD LEVEL
FGL FINISH GROUND LEVEL	FGL FINISH GROUND LEVEL
E1 / 01-1-002 — ELEVATION NO. SHEET NO. ELEVATION MARK	S1 / 01-1-007 — SECTION NO. SHEET NO. SECTION MARK

REFERENCE DRAWINGS

DRAWING NO.	TITLE
–	–
–	–
–	–
–	–
–	–
–	–
–	–
–	–

REV.NO.	DESCRIPTION	DRAWN	CHECKED	DATE
1.				
0	GOOD FOR CONSTRUCTION			

REVISIONS

CLIENT:

NATIONAL EDUCATION SOCIETY FOR TRIBAL STUDENTS (NESTS)

CONSTRUCTION AGENCY:

TELECOMMUNICATIONS CONSULTANTS INDIA LIMITED

ARCHITECTS:

ENARCH Consultants Pvt. Limited.
Consulting Engineers, Planners & Architects
B-66, Sector-63, Noida - 201309 (UP) EMAIL: enarchindia@rediffmail.com, archenarch@gmail.com

PROJECT EKLAVYA MODEL RESIDENTIAL SCHOOL,

NORTH:

BUILDING NAME: PRINCIPAL RESIDENCE (G)

DRAWING TITLE: PLAN, ELEVATION & SECTION

DRAWING NUMBER: EMRS-AS13-AR-PR-01

SCALE: 1:75	SHEET SIZE: A1	DATE: 6-Jul-22	REV NO: R0

RELEASED FOR ☐ PRELIMINARY ☐ TENDER ☐ INFORMATION ☐ APPROVAL ☑ TENDER

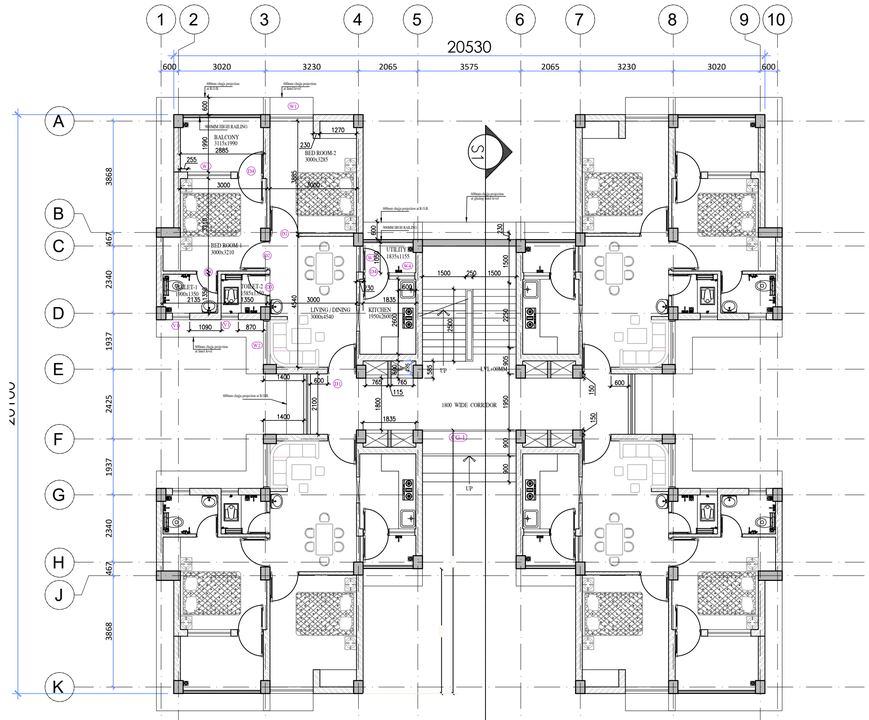

GROUND FLOOR PLAN.

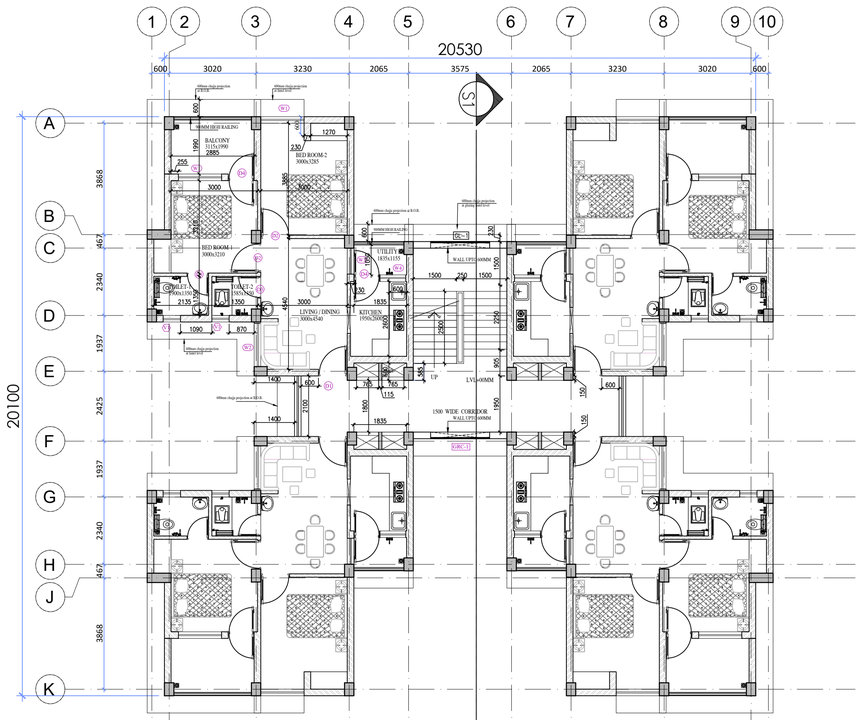

FIRST FLOOR PLAN.

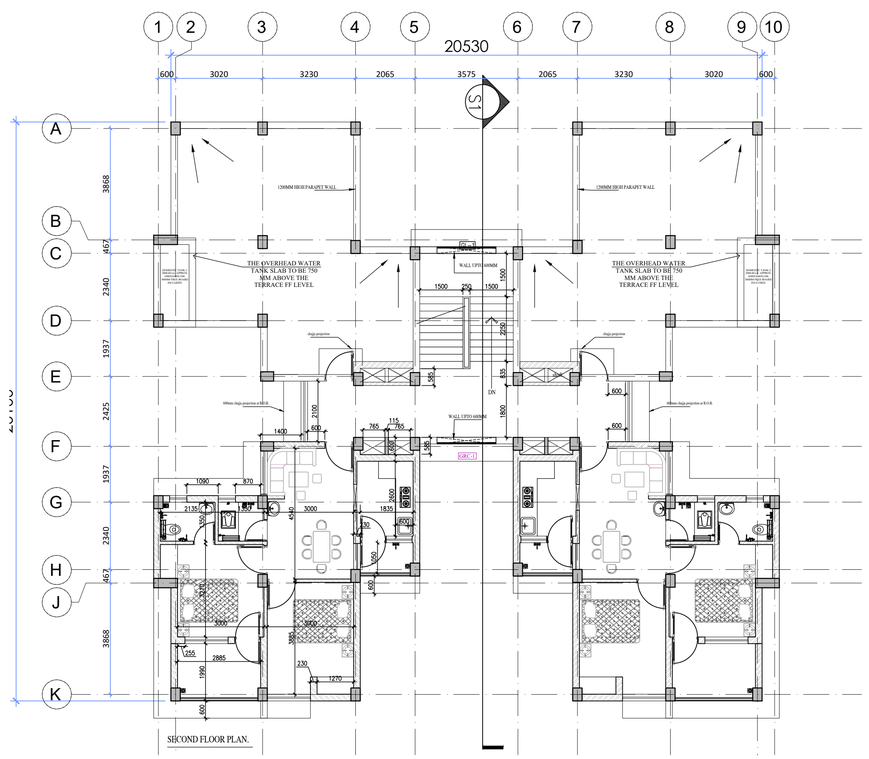

SECOND FLOOR PLAN.

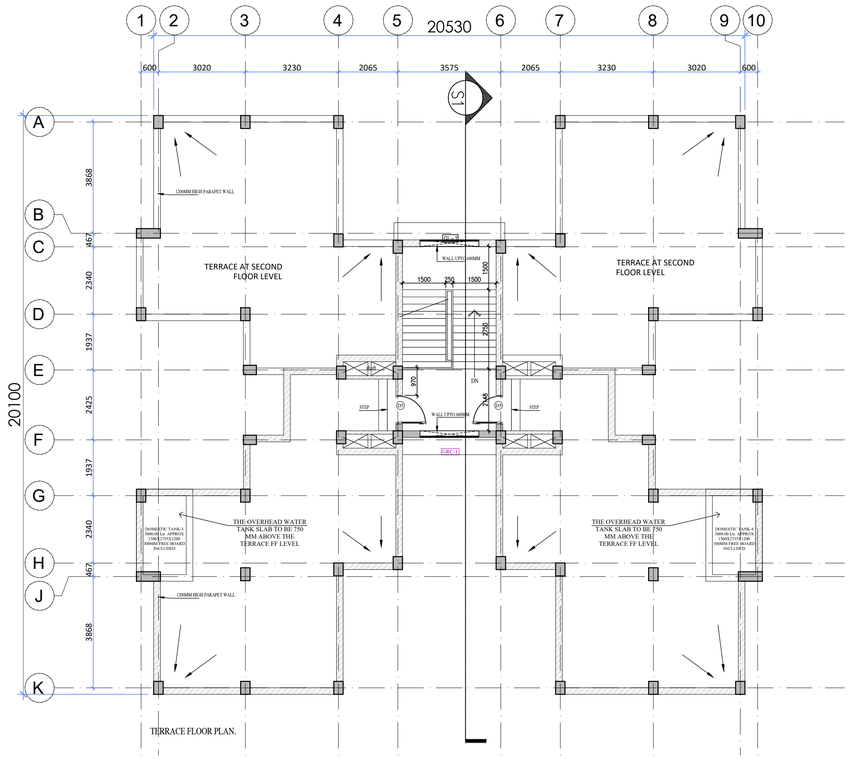

TERRACE FLOOR PLAN.

THE COPYRIGHT AND PROPERTY OF THIS DESIGN AND DRAWING BELONG TO ENARCH CONSULTANTS PVT. LTD IT MUST NOT BE COPIED OR REPRODUCED IN ANY MANNER WITHOUT THEIR PRIOR WRITTEN CONSENT. A LEGAL ACTION AS PER LAW MAY BE INITIATED AGAINST THE OFFENDER

KEY PLAN

GENERAL NOTES:

1. UNLESS OTHERWISE SPECIFIED, DIMENSIONS ARE IN MILLIMETERS.
2. DRAWING SHALL NOT BE SCALED. ONLY WRITTEN DIMENSIONS SHOULD BE FOLLOWED.
3. THE DRAWINGS SHALL BE READ IN CONJUNCTION WITH ALL RELEVANT MEP,STRUCTURAL DWGS AND PROJECT SPECIFICATIONS. ANY DISCREPANCY SHOULD BE BROUGHT TO THE NOTICE OF ARCHITECT BEFORE IMPLEMENTATION.
4. ALL DOORS & OPENINGS ARE 115 & 230 mm OFFSET FROM THE CORNER U.N.O.
5. ALL INTERNAL TOILETS ARE MECHANICALLY VENTILATED.
6. SHAFT TERMINATION AS PER TYPICAL DETAIL.

LEGEND

FOR PLANS	FOR ELEVATIONS & SECTIONS
TOP TOP OF PARAPET	TOP TOP OF PARAPET
FFL FLOOR FINISH LEVEL	FFL FLOOR FINISH LEVEL
SSL SLAB STRUCTURE LEVEL	SSL SLAB STRUCTURE LEVEL
FPL FINISH PAVING LEVEL	FPL FINISH PAVING LEVEL
FRL FINISH ROAD LEVEL	FRL FINISH ROAD LEVEL
FGL FINISH GROUND LEVEL	FGL FINISH GROUND LEVEL
E1 / 01-1-002 — ELEVATION NO. / SHEET NO. — ELEVATION MARK	S1 / 01-1-002 — SECTION NO. / SHEET NO. — SECTION MARK

REFERENCE DRAWINGS

DRAWING NO.	TITLE
–	–
–	–
–	–
–	–
–	–
–	–
–	–
–	–

REV.NO.	DESCRIPTION	DRAWN	CHECKED	DATE
1.				
0	GOOD FOR CONSTRUCTION			

REVISIONS

CLIENT:

NATIONAL EDUCATION SOCIETY FOR TRIBAL STUDENTS (NESTS)

CONSTRUCTION AGENCY:

TELECOMMUNICATIONS CONSULTANTS INDIA LIMITED

ARCHITECTS:

ENARCH Consultants Pvt. Limited.
Consulting Engineers, Planners & Architects
B-66, Sector-63, Noida - 201309 (UP) EMAIL:
enarchindia@rediffmail.com,
archenarch@gmail.com

PROJECT: EKLAVYA MODEL RESIDENTIAL SCHOOL,

NORTH:

BUILDING NAME: TYPE -II (G+2)

DRAWING TITLE: GROUND, 1ST, 2ND & TERRACE LVL PLAN

DRAWING NUMBER: EMRS-AS13-AR-TYPE-II-01

SCALE: 1:100	SHEET SIZE: A1	DATE: 28-Sep-22	REV NO: R0

RELEASED FOR: ☐ PRELIMINARY ☐ TENDER ☐ INFORMATION ☐ APPROVAL ☑ TENDER

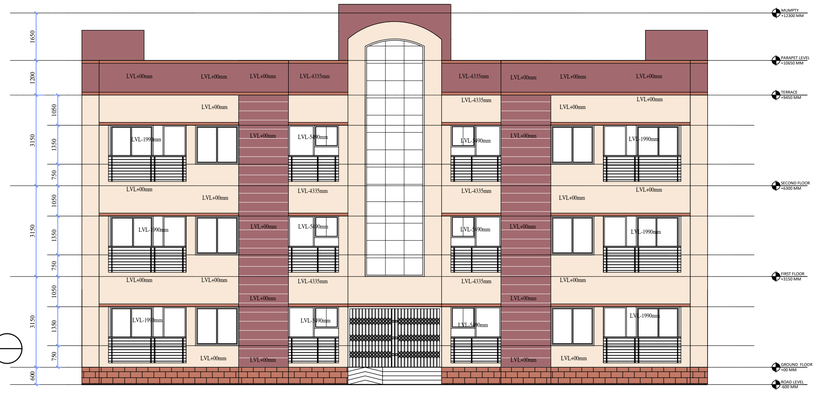

FRONT ELVATION

SIDE ELVATION

REAR ELVATION

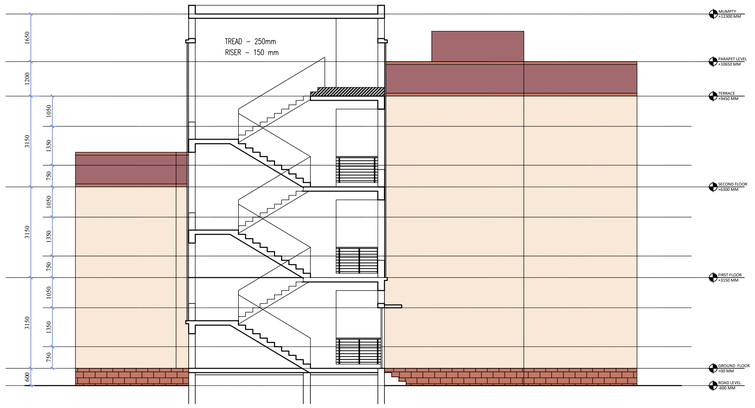

SECTION : S1

DOOR, WINDOW, VENTILATOR, FIXED GLAZING, GRILL SCHEDULE FOR TYPE II QUARTER									
TAG	CLEAR OPENING SIZE	SILL	LINTEL	Nos. (for 1 qtr)	Total nos. of qtrs	TOTAL	LOCATION	MATERIAL	COMMENTS
D1	1000 X 2100	0	2100	1	10	10	MAIN ENTRANCE DOOR	FLUSH DOOR	
D2	1000 X 2100	0	2100	2	10	20	BEDROOM DOOR	FLUSH DOOR	SINGLE LEAF
D3	750 X 2100	0	2100	2	10	20	TOILET DOOR	PRELAMINATED DOOR	SINGLE LEAF
D4	900 X 2100	0	2100	2	10	20	UTILITY, BALCOONY	PRELAMINATED DOOR WITH WIRE MESH	SINGLE LEAF
D5	1000 X 2100	0	2100	2	1	2	TERRACE DOOR		SINGLE LEAF
W1	1500 X 1350	750	2100	2	10	20	BEDROOM-1, BEDROOM-2	STEEL GLAZED WINDOW	
W2	1500 X 1200	900	2100	1	10	10	LIVING / DINING HALL	STEEL GLAZED WINDOW	
W3	900 X 1200	900	2100	1	10	10	LIVING / DINING HALL	STEEL GLAZED WINDOW	
W4	900 X 1050	1050	2100	1	10	10	KITCHEN	STEEL GLAZED WINDOW	
V1	600 X 600	1500	2100	2	10	20	TOILET	STANDARD STEEL SECTION	
CG-1	3250 X 2100	0	2100	1	1	1	BLOCK FRONT ENTRY GATE	STANDARD STEEL SECTION	COLLAPSIBLE GATE

THE COPYRIGHT AND PROPERTY OF THIS DESIGN AND DRAWING BELONG TO ENARCH CONSULTANTS PVT. LTD IT MUST NOT BE COPIED OR REPRODUCED IN ANY MANNER WITHOUT THEIR PRIOR WRITTEN CONSENT. A LEGAL ACTION AS PER LAW MAY BE INITIATED AGAINST THE OFFENDER

KEY PLAN

GENERAL NOTES:

1. UNLESS OTHERWISE SPECIFIED, DIMENSIONS ARE IN MILLIMETERS.
2. DRAWING SHALL NOT BE SCALED. ONLY WRITTEN DIMENSIONS SHOULD BE FOLLOWED.
3. THE DRAWINGS SHALL BE READ IN CONJUNCTION WITH ALL RELEVANT MEP,STRUCTURAL DWGS AND PROJECT SPECIFICATIONS. ANY DISCREPANCY SHOULD BE BROUGHT TO THE NOTICE OF ARCHITECT BEFORE IMPLEMENTATION.
4. ALL DOORS & OPENINGS ARE 115 & 230 mm OFFSET FROM THE CORNER U.N.O.
5. ALL INTERNAL TOILETS ARE MECHANICALLY VENTILATED.
6. SHAFT TERMINATION AS PER TYPICAL DETAIL.

LEGEND

FOR PLANS	FOR ELEVATIONS & SECTIONS
TOP TOP OF PARAPET	TOP TOP OF PARAPET
FFL FLOOR FINISH LEVEL	FFL FLOOR FINISH LEVEL
SSL SLAB STRUCTURE LEVEL	SSL SLAB STRUCTURE LEVEL
FPL FINISH PAVING LEVEL	FPL FINISH PAVING LEVEL
FRL FINISH ROAD LEVEL	FRL FINISH ROAD LEVEL
FGL FINISH GROUND LEVEL	FGL FINISH GROUND LEVEL
E1 / B1-1-005 — ELEVATION NO. / SHEET NO. / ELEVATION MARK	S1 / B1-1-007 — SECTION NO. / SHEET NO. / SECTION MARK

REFERENCE DRAWINGS

DRAWING NO.	TITLE
–	–
–	–
–	–
–	–
–	–
–	–
–	–
–	–

REV.NO.	DESCRIPTION	DRAWN	CHECKED	DATE
1.				
0	GOOD FOR CONSTRUCTION			

REVISIONS

CLIENT:

NATIONAL EDUCATION SOCIETY FOR TRIBAL STUDENTS (NESTS)

CONSTRUCTION AGENCY:

TELECOMMUNICATIONS CONSULTANTS INDIA LIMITED

ARCHITECTS:

ENARCH Consultants Pvt. Limited.
Consulting Engineers, Planners & Architects
B-66, Sector-63, Noida - 201309 (UP) EMAIL: enarchindia@rediffmail.com, archenarch@gmail.com

PROJECT: EKLAVYA MODEL RESIDENTIAL SCHOOL,

NORTH:

BUILDING NAME: TYPE -II (G+2)

DRAWING TITLE: ELEVATIONS & SECTION

DRAWING NUMBER: EMRS-AS13-AR-TYPE-II-02

SCALE: 1:100 | SHEET SIZE: A1 | DATE: 28-Sep-22 | REV NO: R0

RELEASED FOR: ☐ PRELIMINARY ☐ TENDER ☐ INFORMATION ☐ APPROVAL ☑ TENDER

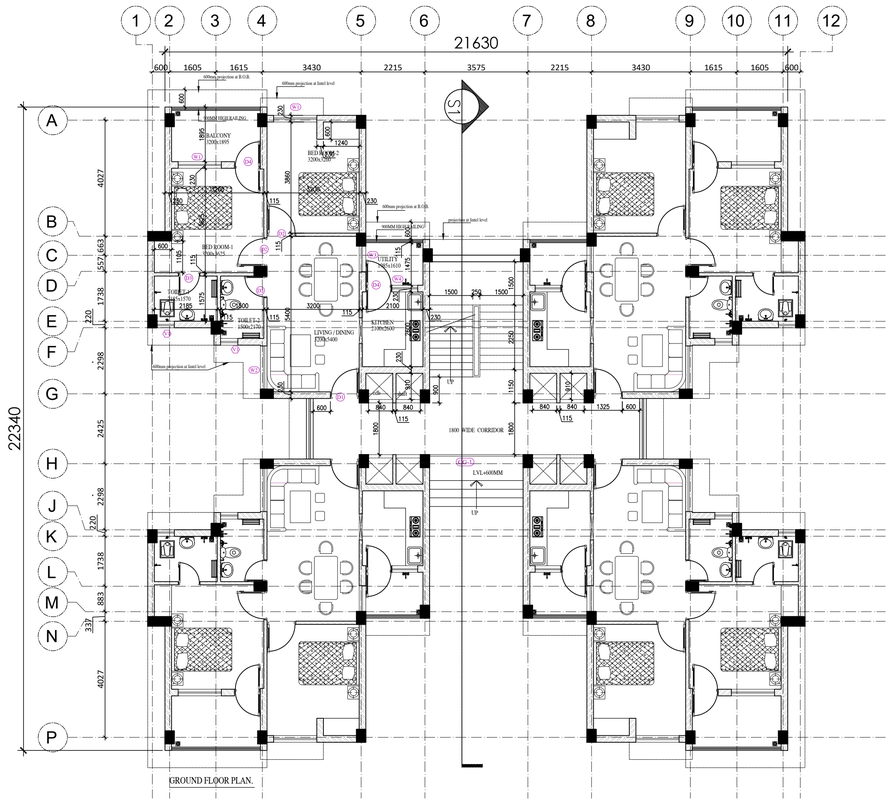

GROUND FLOOR PLAN.

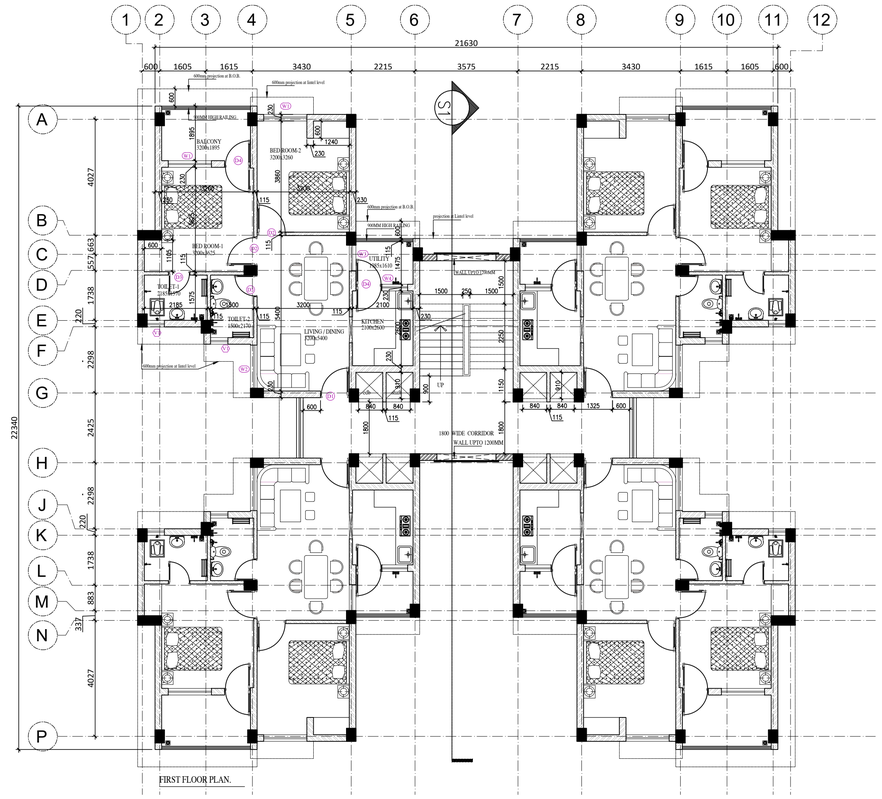

FIRST FLOOR PLAN.

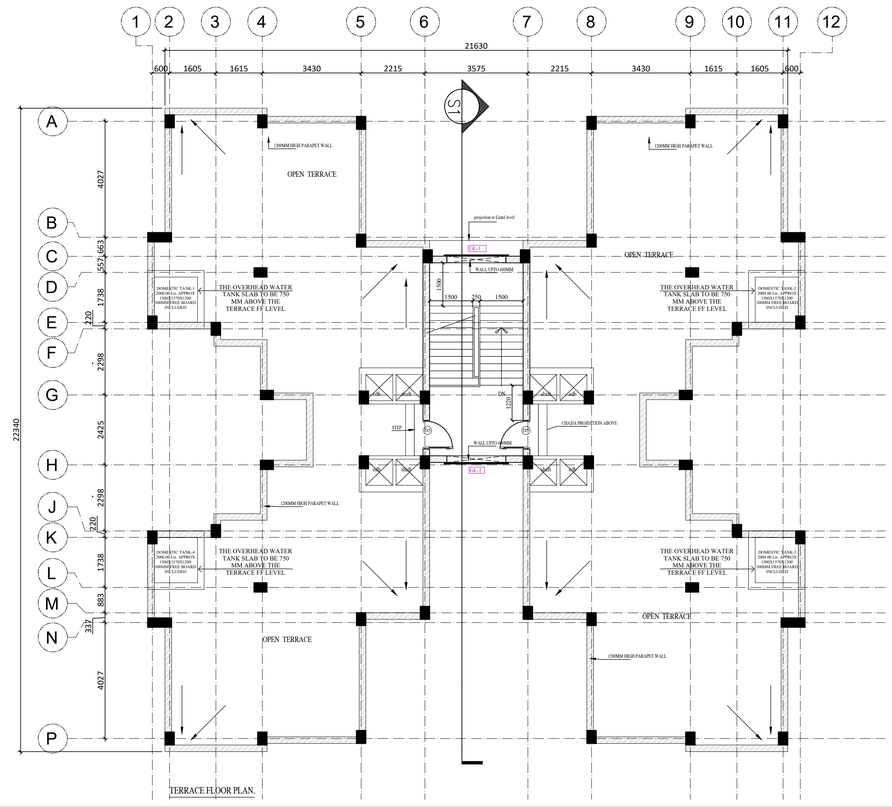

TERRACE FLOOR PLAN.

DOOR, WINDOW, VENTILATOR, FIXED GLAZING, GRILL SCHEDULE FOR TYPE III QUARTER									
TAG	CLEAR OPENING SIZE	SILL	LINTEL	Nos. (for 1 qtr)	Total nos. of qtrs	TOTAL	LOCATION	MATERIAL	COMMENTS
D1	1000 X 2100	0	2100	1	16	16	MAIN ENTRANCE DOOR	FLUSH DOOR	
D2	1000 X 2100	0	2100	2	16	32	BEDROOM DOOR	FLUSH DOOR	SINGLE LEAF
D3	750 X 2100	0	2100	2	16	32	TOILET DOOR	PRELAMINATED DOOR	SINGLE LEAF
D4	900 X 2100	0	2100	2	16	32	UTILITY, BALCOONY	PRELAMINATED DOOR WITH WIRE MESH	SINGLE LEAF
D5	1000 X 2100	0	2100	2	2	4	TERRACE DOOR		SINGLE LEAF
W1	1500 X 1350	750	2100	2	16	32	BEDROOM-1, BEDROOM-2	STEEL GLAZED WINDOW	
W2	1500 X 1200	900	2100	1	16	16	LIVING / DINING HALL	STEEL GLAZED WINDOW	
W3	900 X 1200	900	2100	1	16	16	LIVING / DINING HALL	STEEL GLAZED WINDOW	
W4	900 X 1050	1050	2100	1	16	16	KITCHEN	STEEL GLAZED WINDOW	
V1	600 X 600	1500	2100	2	16	32	TOILET	STANDARD STEEL SECTION	
CG-1	3250 X 2100	0	2100	1	2	2	BLOCK FRONT ENTRY GATE	STANDARD STEEL SECTION	COLLAPSIBLE GATE

THE COPYRIGHT AND PROPERTY OF THIS DESIGN AND DRAWING BELONG TO ENARCH CONSULTANTS PVT. LTD IT MUST NOT BE COPIED OR REPRODUCED IN ANY MANNER WITHOUT THEIR PRIOR WRITTEN CONSENT. A LEGAL ACTION AS PER LAW MAY BE INITIATED AGAINST THE OFFENDER

KEY PLAN

GENERAL NOTES:

1. UNLESS OTHERWISE SPECIFIED, DIMENSIONS ARE IN MILLIMETERS.
2. DRAWING SHALL NOT BE SCALED. ONLY WRITTEN DIMENSIONS SHOULD BE FOLLOWED.
3. THE DRAWINGS SHALL BE READ IN CONJUNCTION WITH ALL RELEVANT MEP,STRUCTURAL DWGS AND PROJECT SPECIFICATIONS. ANY DISCREPANCY SHOULD BE BROUGHT TO THE NOTICE OF ARCHITECT BEFORE IMPLEMENTATION.
4. ALL DOORS & OPENINGS ARE 115 & 230 mm OFFSET FROM THE CORNER U.N.O.
5. ALL INTERNAL TOILETS ARE MECHANICALLY VENTILATED.
6. SHAFT TERMINATION AS PER TYPICAL DETAIL.

LEGEND

FOR PLANS	FOR ELEVATIONS & SECTIONS
TOP TOP OF PARAPET	TOP TOP OF PARAPET
FFL FLOOR FINISH LEVEL	FFL FLOOR FINISH LEVEL
SSL SLAB STRUCTURE LEVEL	SSL SLAB STRUCTURE LEVEL
FPL FINISH PAVING LEVEL	FPL FINISH PAVING LEVEL
FRL FINISH ROAD LEVEL	FRL FINISH ROAD LEVEL
FGL FINISH GROUND LEVEL	FGL FINISH GROUND LEVEL
E1 / 01-1-002 — ELEVATION NO. SHEET NO. ELEVATION MARK	S1 / 01-1-007 — SECTION NO. SHEET NO. SECTION MARK

REFERENCE DRAWINGS

DRAWING NO.	TITLE
–	–
–	–
–	–
–	–
–	–
–	–
–	–
–	–

REV.NO.	DESCRIPTION	DRAWN	CHECKED	DATE
1.				
0	GOOD FOR CONSTRUCTION			

REVISIONS

CLIENT:

NATIONAL EDUCATION SOCIETY FOR TRIBAL STUDENTS (NESTS)

CONSTRUCTION AGENCY:

TELECOMMUNICATIONS CONSULTANTS INDIA LIMITED

ARCHITECTS:

ENARCH Consultants Pvt. Limited.
Consulting Engineers, Planners & Architects
B-66, Sector-63, Noida - 201309 (UP) EMAIL:
enarchindia@rediffmail.com,
archenarch@gmail.com

PROJECT: EKLAVYA MODEL RESIDENTIAL SCHOOL,

NORTH:

BUILDING NAME: TYPE -III (G+1)

DRAWING TITLE: GROUND, FIRST & TERRACE FLOOR PLAN

DRAWING NUMBER: EMRS-AS13-AR-TYPE-III-01

SCALE: 1:100	SHEET SIZE: A1	DATE: 28-Sep-22	REV NO: R0

RELEASED FOR: ☐ PRELIMINARY ☐ TENDER ☐ INFORMATION ☐ APPROVAL ☑ TENDER

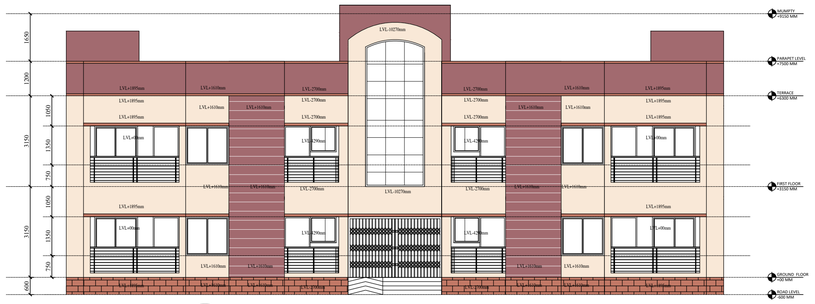

FRONT ELEVATION

SIDE ELEVATION

REAR ELEVATION

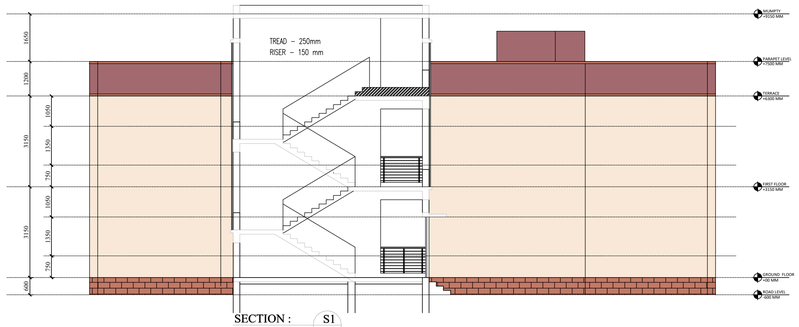

SECTION : S1

DOOR, WINDOW, VENTILATOR, FIXED GLAZING, GRILL SCHEDULE FOR TYPE III QUARTER									
TAG	CLEAR OPENING SIZE	SILL	LINTEL	Nos. (for 1 qtr)	Total nos. of qtrs	TOTAL	LOCATION	MATERIAL	COMMENTS
D1	1000 X 2100	0	2100	1	16	16	MAIN ENTRANCE DOOR	FLUSH DOOR	
D2	1000 X 2100	0	2100	2	16	32	BEDROOM DOOR	FLUSH DOOR	SINGLE LEAF
D3	750 X 2100	0	2100	2	16	32	TOILET DOOR	PRELAMINATED DOOR	SINGLE LEAF
D4	900 X 2100	0	2100	2	16	32	UTILITY, BALCOONY	PRELAMINATED DOOR WITH WIRE MESH	SINGLE LEAF
D5	1000 X 2100	0	2100	2	2	4	TERRACE DOOR		SINGLE LEAF
W1	1500 X 1350	750	2100	2	16	32	BEDROOM-1, BEDROOM-2	STEEL GLAZED WINDOW	
W2	1500 X 1200	900	2100	1	16	16	LIVING / DINING HALL	STEEL GLAZED WINDOW	
W3	900 X 1200	900	2100	1	16	16	LIVING / DINING HALL	STEEL GLAZED WINDOW	
W4	900 X 1050	1050	2100	1	16	16	KITCHEN	STEEL GLAZED WINDOW	
V1	600 X 600	1500	2100	2	16	32	TOILET	STANDARD STEEL SECTION	
CG-1	3250 X 2100	0	2100	1	2	2	BLOCK FRONT ENTRY GATE	STANDARD STEEL SECTION	COLLAPSIBLE GATE

THE COPYRIGHT AND PROPERTY OF THIS DESIGN AND DRAWING BELONG TO ENARCH CONSULTANTS PVT. LTD IT MUST NOT BE COPIED OR REPRODUCED IN ANY MANNER WITHOUT THEIR PRIOR WRITTEN CONSENT. A LEGAL ACTION AS PER LAW MAY BE INITIATED AGAINST THE OFFENDER

KEY PLAN

GENERAL NOTES:

1. UNLESS OTHERWISE SPECIFIED, DIMENSIONS ARE IN MILLIMETERS.
2. DRAWING SHALL NOT BE SCALED. ONLY WRITTEN DIMENSIONS SHOULD BE FOLLOWED.
3. THE DRAWINGS SHALL BE READ IN CONJUNCTION WITH ALL RELEVANT MEP,STRUCTURAL DWGS AND PROJECT SPECIFICATIONS. ANY DISCREPANCY SHOULD BE BROUGHT TO THE NOTICE OF ARCHITECT BEFORE IMPLEMENTATION.
4. ALL DOORS & OPENINGS ARE 115 & 230 mm OFFSET FROM THE CORNER U.N.O.
5. ALL INTERNAL TOILETS ARE MECHANICALLY VENTILATED.
6. SHAFT TERMINATION AS PER TYPICAL DETAIL.

LEGEND

FOR PLANS	FOR ELEVATIONS & SECTIONS
TOP TOP OF PARAPET	TOP TOP OF PARAPET
FFL FLOOR FINISH LEVEL	FFL FLOOR FINISH LEVEL
SSL SLAB STRUCTURE LEVEL	SSL SLAB STRUCTURE LEVEL
FPL FINISH PAVING LEVEL	FPL FINISH PAVING LEVEL
FRL FINISH ROAD LEVEL	FRL FINISH ROAD LEVEL
FGL FINISH GROUND LEVEL	FGL FINISH GROUND LEVEL
E1 / 01-1-001 — ELEVATION NO. / SHEET NO. — ELEVATION MARK	S1 / 01-1-001 — SECTION NO. / SHEET NO. — SECTION MARK

REFERENCE DRAWINGS

DRAWING NO.	TITLE
–	–
–	–
–	–
–	–
–	–
–	–
–	–

REV.NO.	DESCRIPTION	DRAWN	CHECKED	DATE
1.				
0	GOOD FOR CONSTRUCTION			

REVISIONS

CLIENT:

NATIONAL EDUCATION SOCIETY FOR TRIBAL STUDENTS (NESTS)

CONSTRUCTION AGENCY:

TELECOMMUNICATIONS CONSULTANTS INDIA LIMITED

ARCHITECTS:

ENARCH Consultants Pvt. Limited.

Consulting Engineers, Planners & Architects
B-66, Sector-63, Noida - 201309 (UP) EMAIL: enarchindia@rediffmail.com, archenarch@gmail.com

PROJECT: EKLAVYA MODEL RESIDENTIAL SCHOOL,

NORTH:

BUILDING NAME: TYPE -III (G+1)

DRAWING TITLE: ELEVATIONS & SECTIONS

DRAWING NUMBER: EMRS-AS13-AR-TYPE-III-02

SCALE: 1:75 | SHEET SIZE: A1 | DATE: 28-Sep-22 | REV NO: R0

RELEASED FOR: ☐ PRELIMINARY ☐ TENDER ☐ INFORMATION ☐ APPROVAL ☑ TENDER

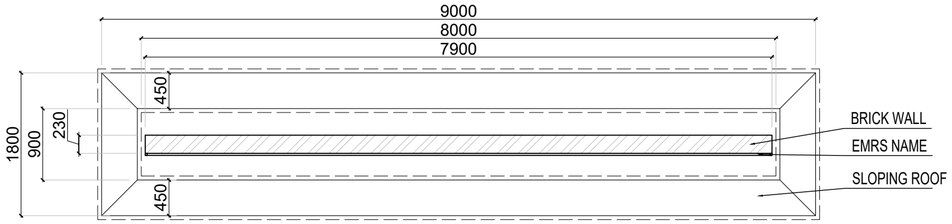

PLAN AT 6400MM LEVEL

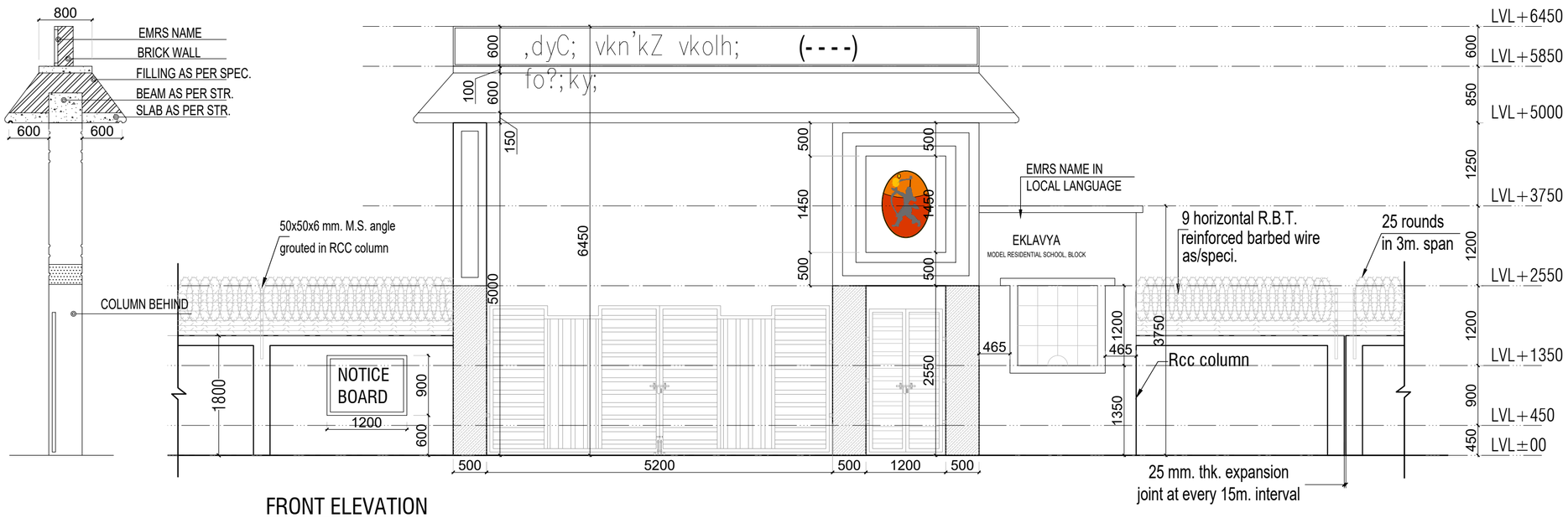

FRONT ELEVATION

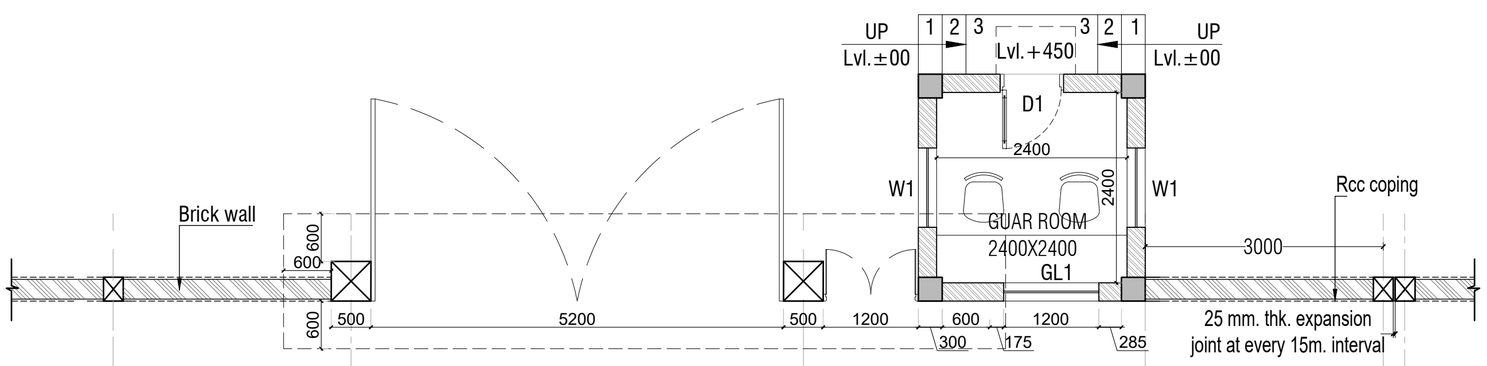

GATE PLAN

THE COPYRIGHT AND PROPERTY OF THIS DESIGN AND DRAWING BELONG TO ENARCH CONSULTANTS PVT. LTD IT MUST NOT BE COPIED OR REPRODUCED IN ANY MANNER WITHOUT THEIR PRIOR WRITTEN CONSENT. A LEGAL ACTION AS PER LAW MAY BE INITIATED AGAINST THE OFFENDER

KEY PLAN

GENERAL NOTES:

1. UNLESS OTHERWISE SPECIFIED, DIMENSIONS ARE IN MILLIMETERS.
2. DRAWING SHALL NOT BE SCALED. ONLY WRITTEN DIMENSIONS SHOULD BE FOLLOWED.
3. THE DRAWINGS SHALL BE READ IN CONJUNCTION WITH ALL RELEVANT MEP,STRUCTURAL DWGS AND PROJECT SPECIFICATIONS. ANY DISCREPANCY SHOULD BE BROUGHT TO THE NOTICE OF ARCHITECT BEFORE IMPLEMENTATION.
4. ALL DOORS & OPENINGS ARE 115 & 230 mm OFFSET FROM THE CORNER U.N.O.
5. ALL INTERNAL TOILETS ARE MECHANICALLY VENTILATED.
6. SHAFT TERMINATION AS PER TYPICAL DETAIL.

LEGEND

FOR PLANS
- TOP TOP OF PARAPET
- FFL FLOOR FINISH LEVEL
- SSL SLAB STRUCTURE LEVEL
- FPL FINISH PAVING LEVEL
- FRL FINISH ROAD LEVEL
- FGL FINISH GROUND LEVEL
- E1 / 81-1-009: ELEVATION NO. / SHEET NO. — ELEVATION MARK

FOR ELEVATIONS & SECTIONS
- TOP TOP OF PARAPET
- FFL FLOOR FINISH LEVEL
- SSL SLAB STRUCTURE LEVEL
- FPL FINISH PAVING LEVEL
- FRL FINISH ROAD LEVEL
- FGL FINISH GROUND LEVEL
- S1 / 81-1-007: SECTION NO. / SHEET NO. — SECTION MARK

REFERENCE DRAWINGS

DRAWING NO.	TITLE
–	–
–	–
–	–
–	–
–	–
–	–
–	–

REV.NO.	DESCRIPTION	DRAWN	CHECKED	DATE
1.				
0	GOOD FOR CONSTRUCTION			

REVISIONS

CLIENT:
NATIONAL EDUCATION SOCIETY FOR TRIBAL STUDENTS (NESTS)

EXECUTING AGENCY:
Telecommunications Consultants India Limited

ARCHITECTS:
ENARCH Consultants Pvt. Limited.
Consulting Engineers, Planners & Architects
B-66, Sector-63, Noida - 201309 (UP) EMAIL: enarchindia@rediffmail.com, archenarch@gmail.com

PROJECT
EKLAVYA MODEL RESIDENTIAL SCHOOL,

NORTH:

BUILDING NAME: MAIN GATE DETAIL

DRAWING TITLE: PLAN & ELEVATION

DRAWING NUMBER: EMRS-AS13-AR-MG-01

SCALE: 1:50 | SHEET SIZE: A1 | DATE: 10-06-22 | REV NO: R0

RELEASED FOR: ☐ PRELIMINARY ☐ TENDER ☐ INFORMATION ☐ APPROVAL ☑ TENDER

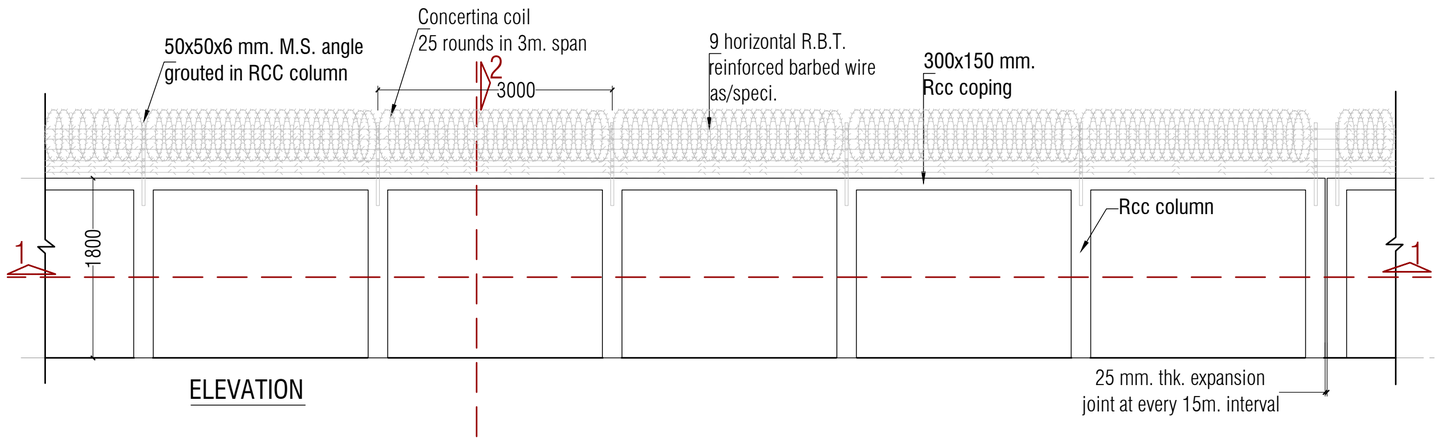

ELEVATION

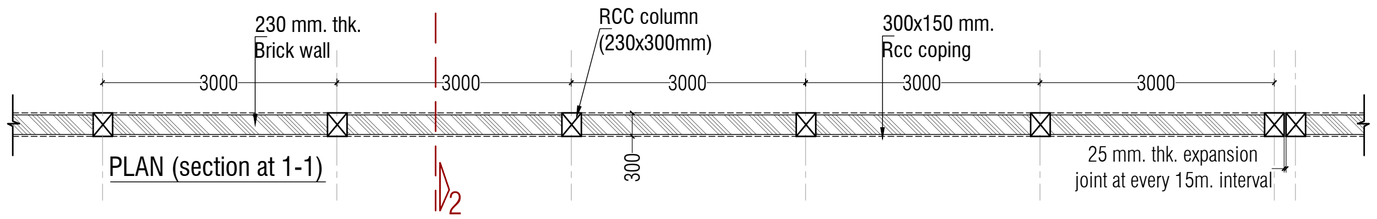

PLAN (section at 1-1)

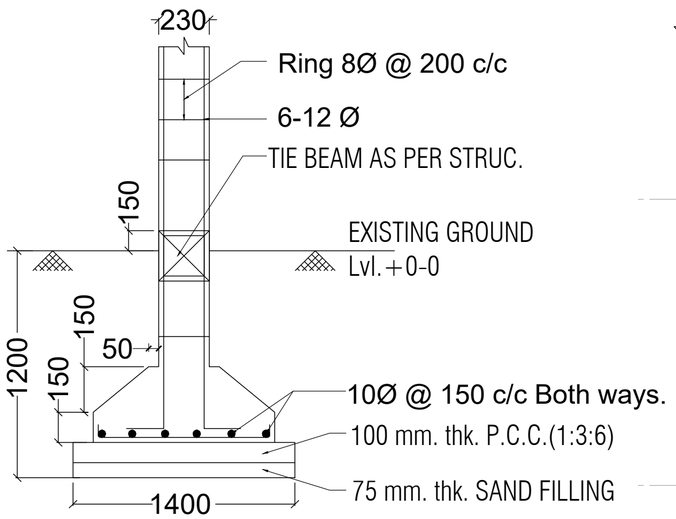

COLUMN SECTION

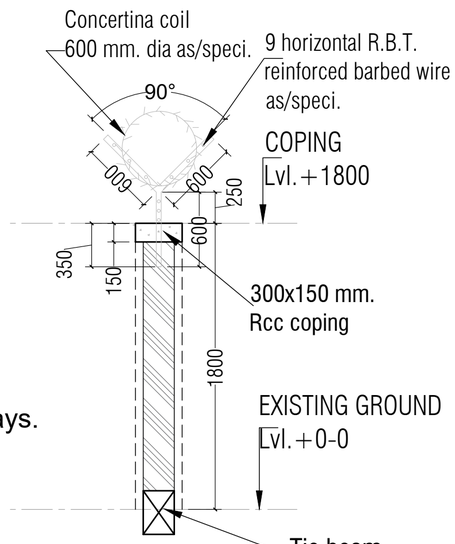

(Section at 2-2)

SPECIFICATION (CONCERTINA WIRE) :

Providing and fixing concertina coil fencing with punched tape concertina coil 600 mm dia 10 metre openable length (total length 90 m), having 50 nos rounds per 6 metre length, upto 3 m height of wall with existing angle iron 'Y' shaped placed 2.4m or 3.00 m apart and with 9 horizontal R.B.T. reinforced barbed wire, stud tied with G.I. staples and G.I. clips to retain horizontal, including necessary bolts or G.I. barbed wire tied to angle iron, all complete as per direction of Engineer-in-charge, with reinforced barbed tape(R.B.T.) / Spring core (2.5mm thick) wire of high tensile strength of 165 kg/ sq.mm with tape (0.52 mm thick) and weight 43.478 gm/ metre (cost of M.S. angle, C.C. blocks shall be paid separately)

THE COPYRIGHT AND PROPERTY OF THIS DESIGN AND DRAWING BELONG TO ENARCH CONSULTANTS PVT. LTD IT MUST NOT BE COPIED OR REPRODUCED IN ANY MANNER WITHOUT THEIR PRIOR WRITTEN CONSENT. A LEGAL ACTION AS PER LAW MAY BE INITIATED AGAINST THE OFFENDER

KEY PLAN

GENERAL NOTES:

1. UNLESS OTHERWISE SPECIFIED, DIMENSIONS ARE IN MILLIMETERS.
2. DRAWING SHALL NOT BE SCALED. ONLY WRITTEN DIMENSIONS SHOULD BE FOLLOWED.
3. THE DRAWINGS SHALL BE READ IN CONJUNCTION WITH ALL RELEVANT MEP,STRUCTURAL DWGS AND PROJECT SPECIFICATIONS. ANY DISCREPANCY SHOULD BE BROUGHT TO THE NOTICE OF ARCHITECT BEFORE IMPLEMENTATION.
4. ALL DOORS & OPENINGS ARE 115 & 230 mm OFFSET FROM THE CORNER U.N.O.
5. ALL INTERNAL TOILETS ARE MECHANICALLY VENTILATED.
6. SHAFT TERMINATION AS PER TYPICAL DETAIL.

LEGEND

FOR PLANS
- TOP TOP OF PARAPET
- FFL FLOOR FINISH LEVEL
- SSL SLAB STRUCTURE LEVEL
- FPL FINISH PAVING LEVEL
- FRL FINISH ROAD LEVEL
- FGL FINISH GROUND LEVEL
- E1 / 81-1-009 — ELEVATION NO. / SHEET NO. — ELEVATION MARK

FOR ELEVATIONS & SECTIONS
- TOP TOP OF PARAPET
- FFL FLOOR FINISH LEVEL
- SSL SLAB STRUCTURE LEVEL
- FPL FINISH PAVING LEVEL
- FRL FINISH ROAD LEVEL
- FGL FINISH GROUND LEVEL
- S1 / 81-1-009 — SECTION NO. / SHEET NO. — SECTION MARK

REFERENCE DRAWINGS

DRAWING NO.	TITLE
–	–
–	–
–	–
–	–
–	–
–	–
–	–
–	–

REV.NO.	DESCRIPTION	DRAWN	CHECKED	DATE
1.				
0	GOOD FOR CONSTRUCTION			

REVISIONS

CLIENT:
NATIONAL EDUCATION SOCIETY FOR TRIBAL STUDENTS (NESTS)

EXECUTING AGENCY:
Telecommunications Consultants India Limited

ARCHITECTS:
ENARCH Consultants Pvt. Limited.
Consulting Engineers, Planners & Architects
B-66, Sector-63, Noida - 201309 (UP) EMAIL: enarchindia@rediffmail.com, archenarch@gmail.com

PROJECT
EKLAVYA MODEL RESIDENTIAL

NORTH:

BUILDING NAME:
BOUNDARY WLAL

DRAWING TITLE:
PLAN & DETAIL

DRAWING NUMBER:
EMRS-AS13-AR-BW-01

SCALE: 1:25 | SHEET SIZE: A1 | DATE: 17-Sep-21 | REV NO: R0

RELEASED FOR: ☐ PRELIMINARY ☐ TENDER ☐ INFORMATION ☐ APPROVAL ☑ TENDER